

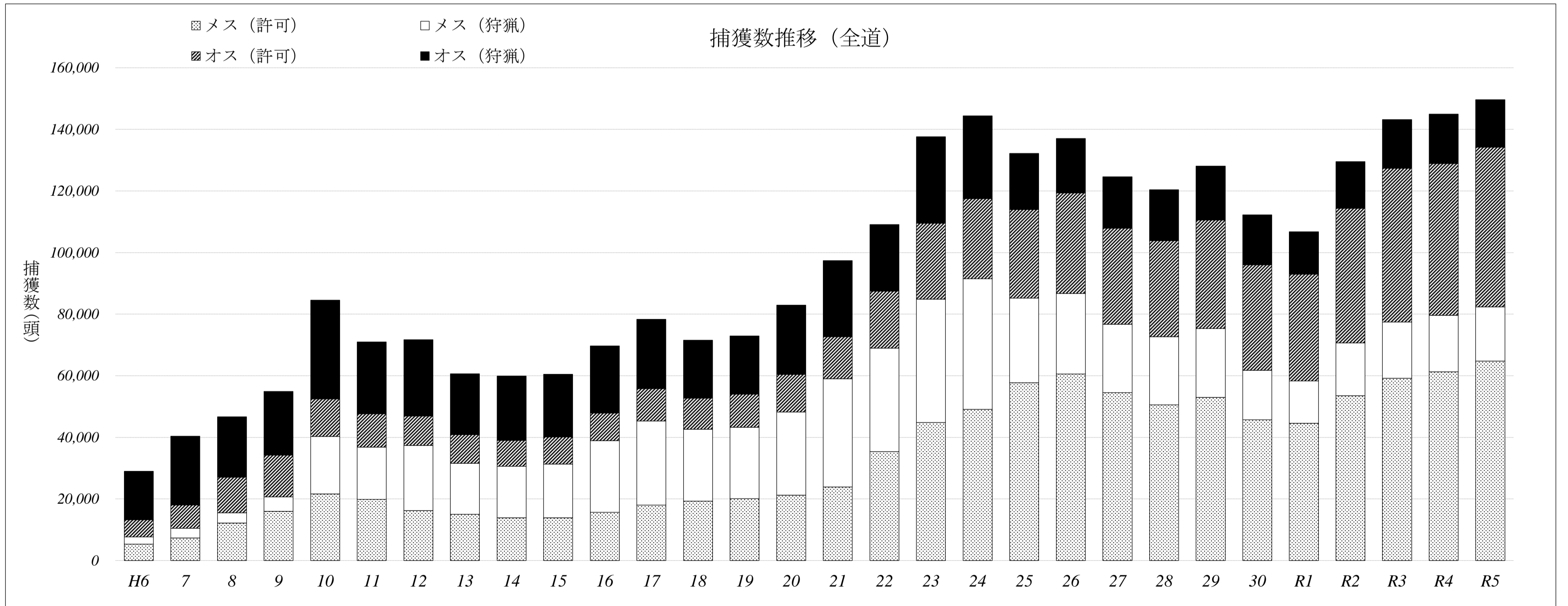
エゾシカ捕獲数の推移（R5速報値）

R6. 7. 25作成
(単位：頭)

北海道全体におけるエゾシカ捕獲数

年度	H6	7	8	9	10	11	12	13	14	15	16	17	18	19	20	21	22	23	24	25	26	27	28	29	30	R1	R2	R3	R4	R5
オス（狩猟）	15,723	22,370	19,611	20,650	32,069	23,359	24,797	19,753	20,921	20,388	21,861	22,525	18,783	18,916	22,605	24,650	21,699	28,157	26,890	18,281	17,692	16,772	16,545	17,566	16,225	13,848	15,151	15,830	16,072	15,399
メス（狩猟）	2,272	3,196	3,312	4,695	18,687	16,959	21,115	16,499	16,681	17,439	23,279	27,294	23,321	23,197	26,976	35,124	33,581	40,090	42,381	27,514	26,204	22,212	22,090	22,308	16,076	13,725	17,180	18,288	18,324	17,619
メス比率	12.6%	12.5%	14.4%	18.5%	36.8%	42.1%	46.0%	45.5%	44.4%	46.1%	51.6%	54.8%	55.4%	55.1%	54.4%	58.8%	60.7%	58.7%	61.2%	60.1%	59.7%	57.0%	57.2%	55.9%	49.8%	49.8%	53.1%	53.6%	53.3%	53.4%
計	17,995	25,566	22,923	25,345	50,756	40,318	45,912	36,252	37,602	37,827	45,140	49,819	42,104	42,113	49,581	59,774	55,280	68,247	69,271	45,795	43,896	38,984	38,635	39,874	32,301	27,573	32,331	34,118	34,396	33,018
オス（許可）	5,608	7,521	11,540	13,530	12,161	10,840	9,556	9,359	8,375	8,782	8,931	10,494	10,142	10,726	12,158	13,674	18,490	24,602	26,063	28,727	32,559	31,160	31,191	35,222	34,244	34,660	43,654	49,889	49,277	51,844
メス（許可）	5,359	7,306	12,172	16,011	21,612	19,851	16,253	15,034	13,907	13,887	15,639	18,044	19,303	20,117	21,233	23,908	35,350	44,783	49,080	57,717	60,566	54,482	50,587	53,008	45,687	44,541	53,517	59,186	61,316	64,768
メス比率	48.9%	49.3%	51.3%	54.2%	64.0%	64.7%	63.0%	61.6%	62.4%	61.3%	63.7%	63.2%	65.6%	65.2%	63.6%	63.6%	65.7%	64.5%	65.3%	66.8%	65.0%	63.6%	61.9%	60.1%	57.2%	56.2%	55.1%	54.3%	55.4%	55.5%
計	10,967	14,827	23,712	29,541	33,773	30,691	25,809	24,393	22,282	22,669	24,570	28,538	29,445	30,843	33,391	37,582	53,840	69,385	75,143	86,444	93,125	85,642	81,778	88,230	79,931	79,201	97,171	109,075	110,593	116,612
オス（計）	21,331	29,891	31,151	34,180	44,230	34,199	34,353	29,112	29,296	29,170	30,792	33,019	28,925	29,642	34,763	38,324	40,189	52,759	52,953	47,008	50,251	47,932	47,736	52,788	50,469	48,508	58,805	65,719	65,349	67,243
メス（計）	7,631	10,502	15,484	20,706	40,299	36,810	37,368	31,533	30,588	31,326	38,918	45,338	42,624	43,314	48,209	59,032	68,931	84,873	91,461	85,231	86,770	76,694	72,677	75,316	61,763	58,266	70,697	77,474	79,640	82,387
メス比率	26.3%	26.0%	33.2%	37.7%	47.7%	51.8%	52.1%	52.0%	51.1%	51.8%	55.8%	57.9%	59.6%	59.4%	58.1%	60.6%	63.2%	61.7%	63.3%	64.5%	63.3%	61.5%	60.4%	58.8%	55.0%	54.6%	54.6%	54.1%	54.9%	55.1%
合計	28,962	40,393	46,635	54,886	84,529	71,009	71,721	60,645	59,884	60,496	69,710	78,357	71,549	72,956	82,972	97,356	109,120	137,632	144,414	132,239	137,021	124,626	120,413	128,104	112,232	106,774	129,502	143,193	144,989	149,630

※雌雄不明のものはオスメス比率により按分



東部地域（オホーツク、十勝、釧路、根室管内）における捕獲数

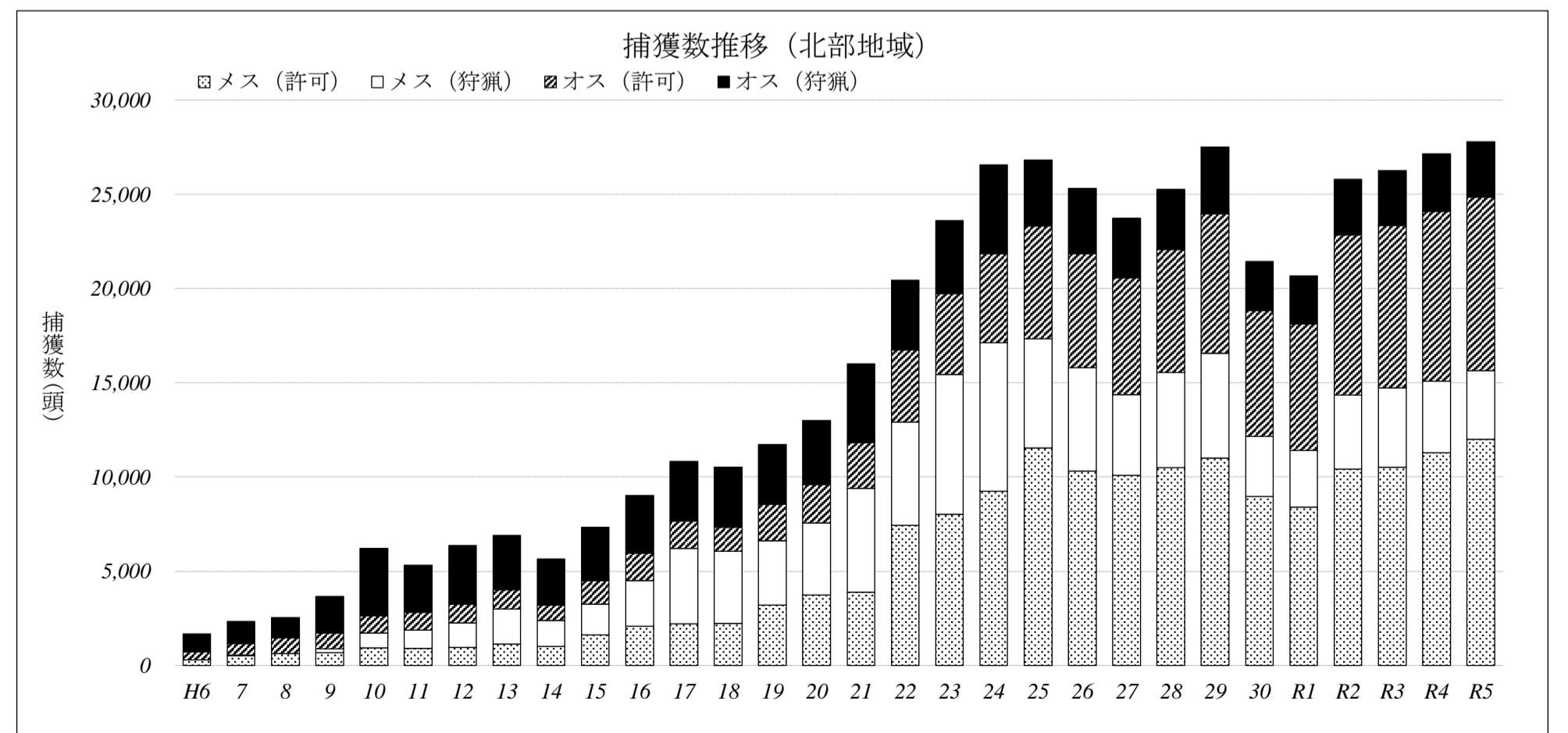
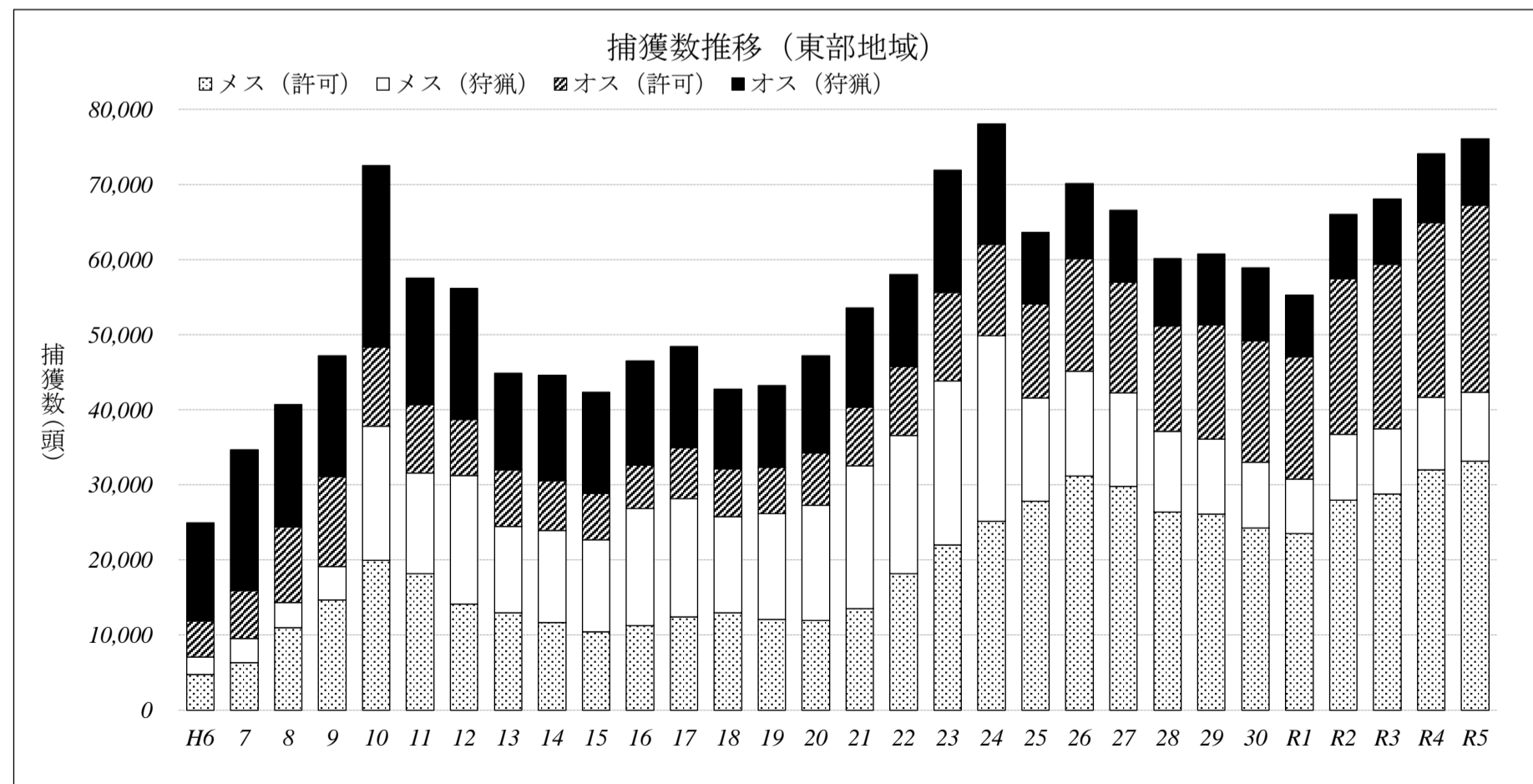
Table with columns for year (年度) and various regions (H6, 7, 8, 9, 10, 11, 12, 13, 14, 15, 16, 17, 18, 19, 20, 21, 22, 23, 24, 25, 26, 27, 28, 29, 30, R1, R2, R3, R4, R5) and rows for male (オス) and female (メス) counts, ratios, and trends.

※雌雄不明のものはオスメス比率により按分

北部地域（空知、上川、留萌、宗谷管内）における捕獲数

Table with columns for year (年度) and various regions (H6, 7, 8, 9, 10, 11, 12, 13, 14, 15, 16, 17, 18, 19, 20, 21, 22, 23, 24, 25, 26, 27, 28, 29, 30, R1, R2, R3, R4, R5) and rows for male (オス) and female (メス) counts, ratios, and trends.

※雌雄不明のものはオスメス比率により按分



中部地域（石狩、胆振、日高管内）における捕獲数

年度	H6	7	8	9	10	11	12	13	14	15	16	17	18	19	20	21	22	23	24	25	26	27	28	29	30	R1	R2	R3	R4	R5
オス(狩猟)	1,711	2,440	2,256	2,604	4,335	4,110	4,228	3,998	4,381	4,075	4,905	5,633	4,762	4,631	5,977	6,863	5,372	7,613	5,600	4,729	3,724	3,440	3,826	3,892	3,193	2,547	3,025	3,518	3,171	3,038
メス(狩猟)	0	1	0	0	0	2,580	2,739	3,190	3,089	3,534	5,236	7,270	6,544	5,462	7,603	10,203	9,233	10,344	9,179	7,397	6,244	4,901	5,658	5,870	3,422	2,819	3,610	4,283	4,051	3,895
メス増減率	-	-	0.0	-	-	-	1.1	1.2	1.0	1.1	1.5	1.4	0.9	0.8	1.4	1.3	0.9	1.1	0.9	0.8	0.8	0.8	1.2	1.0	0.6	0.8	1.3	1.19	0.95	0.96
メス比率	0.0%	0.0%	0.0%	0.0%	0.0%	38.6%	39.3%	44.4%	41.4%	46.4%	51.6%	56.3%	57.9%	54.1%	56.0%	59.8%	63.2%	57.6%	62.1%	61.0%	62.6%	58.8%	59.7%	60.1%	51.7%	52.5%	54.4%	54.9%	56.1%	56.2%
計	1,711	2,441	2,256	2,604	4,335	6,690	6,967	7,188	7,470	7,609	10,141	12,903	11,306	10,093	13,580	17,066	14,605	17,957	14,779	12,126	9,968	8,341	9,484	9,762	6,615	5,366	6,635	7,801	7,222	6,933
オス(許可)	359	495	611	739	711	741	1,071	782	891	1,376	1,656	2,287	2,461	2,612	3,077	3,447	5,356	8,300	8,904	9,851	11,093	9,636	9,921	11,731	10,528	10,513	12,569	17,149	14,655	15,247
メス(許可)	266	429	534	672	709	763	1,149	909	1,222	1,805	2,308	3,377	4,116	4,786	5,468	6,448	9,605	14,456	14,281	17,849	18,544	13,998	13,018	14,830	11,386	11,375	13,264	17,430	15,332	16,919
メス増減率	-	-	1.24	1.26	-	1.08	1.51	0.79	1.34	1.48	1.28	1.46	1.22	1.16	1.14	1.18	1.49	1.51	0.99	1.25	1.04	0.75	0.93	1.14	0.77	1.00	1.17	1.31	0.88	1.1
メス比率	42.6%	46.4%	46.6%	47.6%	49.9%	50.7%	51.8%	53.8%	57.8%	56.7%	58.2%	59.6%	62.6%	64.7%	64.0%	65.2%	64.2%	63.5%	61.6%	64.4%	62.6%	59.2%	56.8%	55.8%	52.0%	52.0%	51.3%	50.4%	51.1%	52.6%
計	625	924	1,145	1,411	1,420	1,504	2,220	1,691	2,113	3,181	3,964	5,664	6,577	7,398	8,545	9,895	14,961	22,756	23,185	27,700	29,637	23,634	22,939	26,561	21,914	21,888	25,833	34,579	29,987	32,166
オス(計)	2,070	2,935	2,867	3,343	5,046	4,851	5,299	4,780	5,272	5,451	6,561	7,920	7,223	7,243	9,054	10,310	10,728	15,913	14,504	14,580	14,817	13,076	13,747	15,623	13,721	13,060	15,594	20,667	17,826	18,285
メス(計)	266	430	534	672	709	3,343	3,888	4,099	4,311	5,339	7,544	10,647	10,660	10,248	13,071	16,651	18,838	24,800	23,460	25,246	24,788	18,899	18,676	20,700	14,808	14,194	16,874	21,713	19,383	20,814
メス増減率	-	1.62	1.24	1.26	1.06	4.72	1.16	1.05	1.05	1.24	1.41	1.41	1.00	0.96	1.28	1.27	1.13	1.32	0.95	1.08	0.98	0.76	0.99	1.11	0.72	0.96	1.19	1.29	0.89	1.07
メス比率	11.4%	12.8%	15.7%	16.7%	12.3%	40.8%	42.3%	46.2%	45.0%	49.5%	53.5%	57.3%	59.6%	58.6%	59.1%	61.8%	63.7%	60.9%	61.8%	63.4%	62.6%	59.1%	57.6%	57.0%	51.9%	52.1%	52.0%	51.2%	52.1%	53.2%
計	2,336	3,365	3,401	4,015	5,755	8,194	9,187	8,879	9,583	10,790	14,105	18,567	17,883	17,491	22,125	26,961	29,566	40,713	37,964	39,826	39,605	31,975	32,423	36,323	28,529	27,254	32,468	42,380	37,209	39,099

※雌雄不明のものはオスメス比率により按分

南部地域（渡島、檜山、後志管内）における捕獲数

年度	H6	7	8	9	10	11	12	13	14	15	16	17	18	19	20	21	22	23	24	25	26	27	28	29	30	R1	R2	R3	R4	R5	
オス(狩猟)	0	0	0	0	0	0	0	0	0	0	0	242	212	238	312	395	401	411	551	542	550	564	541	706	635	560	629	762	649	622	
メス(狩猟)	0	0	0	0	0	0	0	0	0	0	0	260	155	253	281	365	409	474	608	582	505	583	646	824	693	618	817	1,171	865	832	
メス増減率	-	-	-	-	-	-	-	-	-	-	-	-	1	2	1	1	1	1	1	1	1	1	1	1	1	1	1	1	1	1	1
メス比率	-	-	-	-	-	-	-	-	-	-	-	51.8%	42.2%	51.5%	47.4%	48.0%	50.5%	53.6%	52.5%	51.8%	47.9%	50.8%	54.4%	53.9%	52.2%	52.5%	56.5%	60.6%	57.1%	57.2%	
計	0	0	0	0	0	0	0	0	0	0	0	502	367	491	593	760	810	885	1,159	1,124	1,055	1,147	1,187	1,530	1,328	1,178	1,446	1,933	1,514	1,454	
オス(許可)	5	1	2	8	10	6	2	10	16	23	36	24	22	19	42	41	166	246	255	339	443	613	691	903	946	1,148	1,895	2,171	2,312	2,484	
メス(許可)	0	3	1	0	5	7	3	3	2	20	14	23	8	14	43	48	156	290	391	513	510	599	721	1,092	1,060	1,279	1,900	2,418	2,686	2,725	
メス増減率	-	-	0.33	0.00	-	1.40	0.43	1.00	0.67	10.00	0.70	1.64	0.35	1.75	3.07	1.12	3.25	1.86	1.35	1.31	0.99	1.17	1.20	1.51	0.97	1.21	1.49	1.27	1.11	1.01	
メス比率	0.0%	75.0%	33.3%	0.0%	33.3%	53.8%	60.0%	23.1%	11.1%	46.5%	28.0%	48.9%	26.7%	42.4%	50.6%	53.9%	48.4%	54.1%	60.5%	60.2%	53.5%	49.4%	51.1%	54.7%	52.8%	52.7%	50.1%	52.7%	53.7%	52.3%	
計	5	4	3	8	15	13	5	13	18	43	50	47	30	33	85	89	322	536	646	852	953	1,212	1,412	1,995	2,006	2,427	3,795	4,589	4,998	5,209	
オス(計)	5	1	2	8	10	6	2	10	16	23	36	266	234	257	354	436	567	657	806	881	993	1,177	1,232	1,609	1,581	1,708	2,524	2,933	2,961	3,106	
メス(計)	0	3	1	0	5	7	3	3	2	20	14	283	163	267	324	413	565	764	999	1,095	1,015	1,182	1,367	1,916	1,753	1,897	2,717	3,589	3,551	3,557	
メス増減率	-	-	0.33	0.00	-	1.40	0.43	1.00	0.67	10.00	0.70	20.21	0.58	1.64	1.21	1.27	1.37	1.35	1.31	1.10	0.93	1.16	1.16	1.40	0.91	1.08	1.43	1.32	0.99	1.00	
メス比率	0.0%	75.0%	33.3%	0.0%	33.3%	53.8%	60.0%	23.1%	11.1%	46.5%	28.0%	51.5%	41.1%	51.0%	47.8%	48.6%	49.9%	53.8%	55.3%	55.4%	50.5%	50.1%	52.6%	54.4%	52.6%	52.6%	51.8%	55.0%	54.5%	53.4%	
計	5	4	3	8	15	13	5	13	18	43	50	549	397	524	678	849	1,132	1,421	1,805	1,976	2,008	2,359	2,599	3,525	3,334	3,605	5,241	6,522	6,512	6,663	

※雌雄不明のものはオスメス比率により按分

