

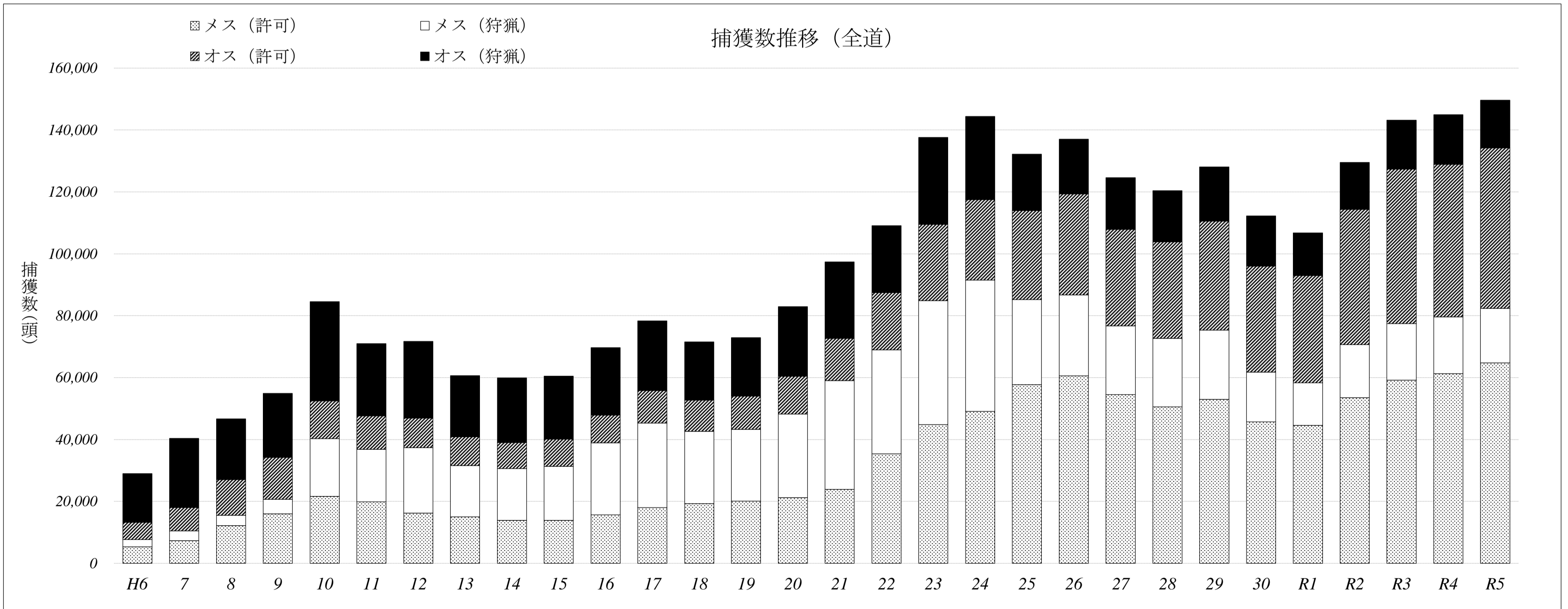
エゾシカ捕獲数の推移（R5速報値）

R6.6.10作成
（単位：頭）

北海道全体におけるエゾシカ捕獲数

年度	H6	7	8	9	10	11	12	13	14	15	16	17	18	19	20	21	22	23	24	25	26	27	28	29	30	R1	R2	R3	R4	R5
オス（狩猟）	15,723	22,370	19,611	20,650	32,069	23,359	24,797	19,753	20,921	20,388	21,861	22,525	18,783	18,916	22,605	24,650	21,699	28,157	26,890	18,281	17,692	16,772	16,545	17,566	16,225	13,848	15,151	15,830	16,072	15,399
メス（狩猟）	2,272	3,196	3,312	4,695	18,687	16,959	21,115	16,499	16,681	17,439	23,279	27,294	23,321	23,197	26,976	35,124	33,581	40,090	42,381	27,514	26,204	22,212	22,090	22,308	16,076	13,725	17,180	18,288	18,324	17,619
メス比率	12.6%	12.5%	14.4%	18.5%	36.8%	42.1%	46.0%	45.5%	44.4%	46.1%	51.6%	54.8%	55.4%	55.1%	54.4%	58.8%	60.7%	58.7%	61.2%	60.1%	59.7%	57.0%	57.2%	55.9%	49.8%	49.8%	53.1%	53.6%	53.3%	53.4%
計	17,995	25,566	22,923	25,345	50,756	40,318	45,912	36,252	37,602	37,827	45,140	49,819	42,104	42,113	49,581	59,774	55,280	68,247	69,271	45,795	43,896	38,984	38,635	39,874	32,301	27,573	32,331	34,118	34,396	33,018
オス（許可）	5,608	7,521	11,540	13,530	12,161	10,840	9,556	9,359	8,375	8,782	8,931	10,494	10,142	10,726	12,158	13,674	18,490	24,602	26,063	28,727	32,559	31,160	31,191	35,222	34,244	34,660	43,654	49,889	49,277	51,844
メス（許可）	5,359	7,306	12,172	16,011	21,612	19,851	16,253	15,034	13,907	13,887	15,639	18,044	19,303	20,117	21,233	23,908	35,350	44,783	49,080	57,717	60,566	54,482	50,587	53,008	45,687	44,541	53,517	59,186	61,316	64,768
メス比率	48.9%	49.3%	51.3%	54.2%	64.0%	64.7%	63.0%	61.6%	62.4%	61.3%	63.7%	63.2%	65.6%	65.2%	63.6%	63.6%	65.7%	64.5%	65.3%	66.8%	65.0%	63.6%	61.9%	60.1%	57.2%	56.2%	55.1%	54.3%	55.4%	55.5%
計	10,967	14,827	23,712	29,541	33,773	30,691	25,809	24,393	22,282	22,669	24,570	28,538	29,445	30,843	33,391	37,582	53,840	69,385	75,143	86,444	93,125	85,642	81,778	88,230	79,931	79,201	97,171	109,075	110,593	116,612
オス（計）	21,331	29,891	31,151	34,180	44,230	34,199	34,353	29,112	29,296	29,170	30,792	33,019	28,925	29,642	34,763	38,324	40,189	52,759	52,953	47,008	50,251	47,932	47,736	52,788	50,469	48,508	58,805	65,719	65,349	67,243
メス（計）	7,631	10,502	15,484	20,706	40,299	36,810	37,368	31,533	30,588	31,326	38,918	45,338	42,624	43,314	48,209	59,032	68,931	84,873	91,461	85,231	86,770	76,694	72,677	75,316	61,763	58,266	70,697	77,474	79,640	82,387
メス比率	26.3%	26.0%	33.2%	37.7%	47.7%	51.8%	52.1%	52.0%	51.1%	51.8%	55.8%	57.9%	59.6%	59.4%	58.1%	60.6%	63.2%	61.7%	63.3%	64.5%	63.3%	61.5%	60.4%	58.8%	55.0%	54.6%	54.1%	54.9%	55.1%	
合計	28,962	40,393	46,635	54,886	84,529	71,009	71,721	60,645	59,884	60,496	69,710	78,357	71,549	72,956	82,972	97,356	109,120	137,632	144,414	132,239	137,021	124,626	120,413	128,104	112,232	106,774	129,502	143,193	144,989	149,630

※雌雄不明のものはオスメス比率により按分



東部地域（オホーツク、十勝、釧路、根室管内）における捕獲数

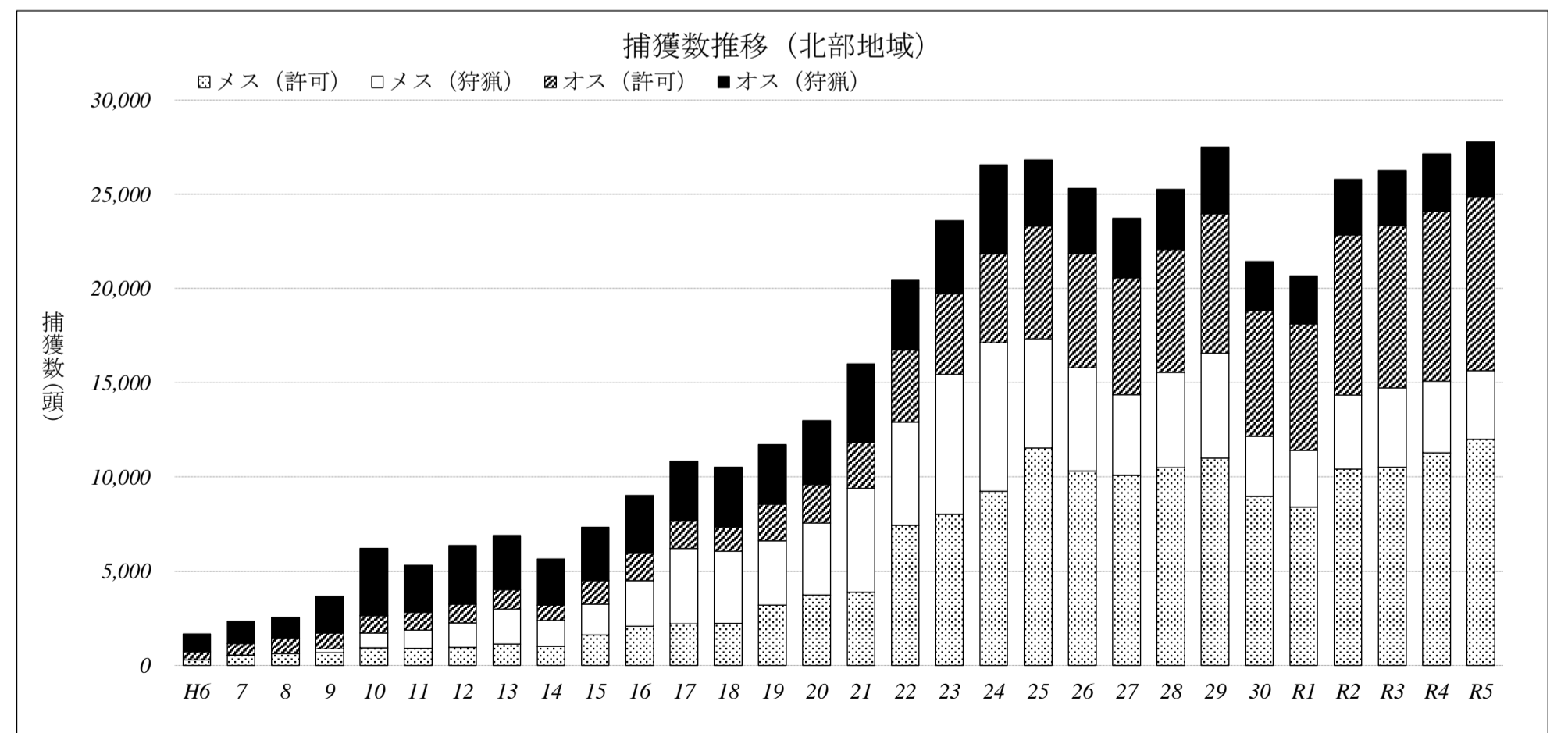
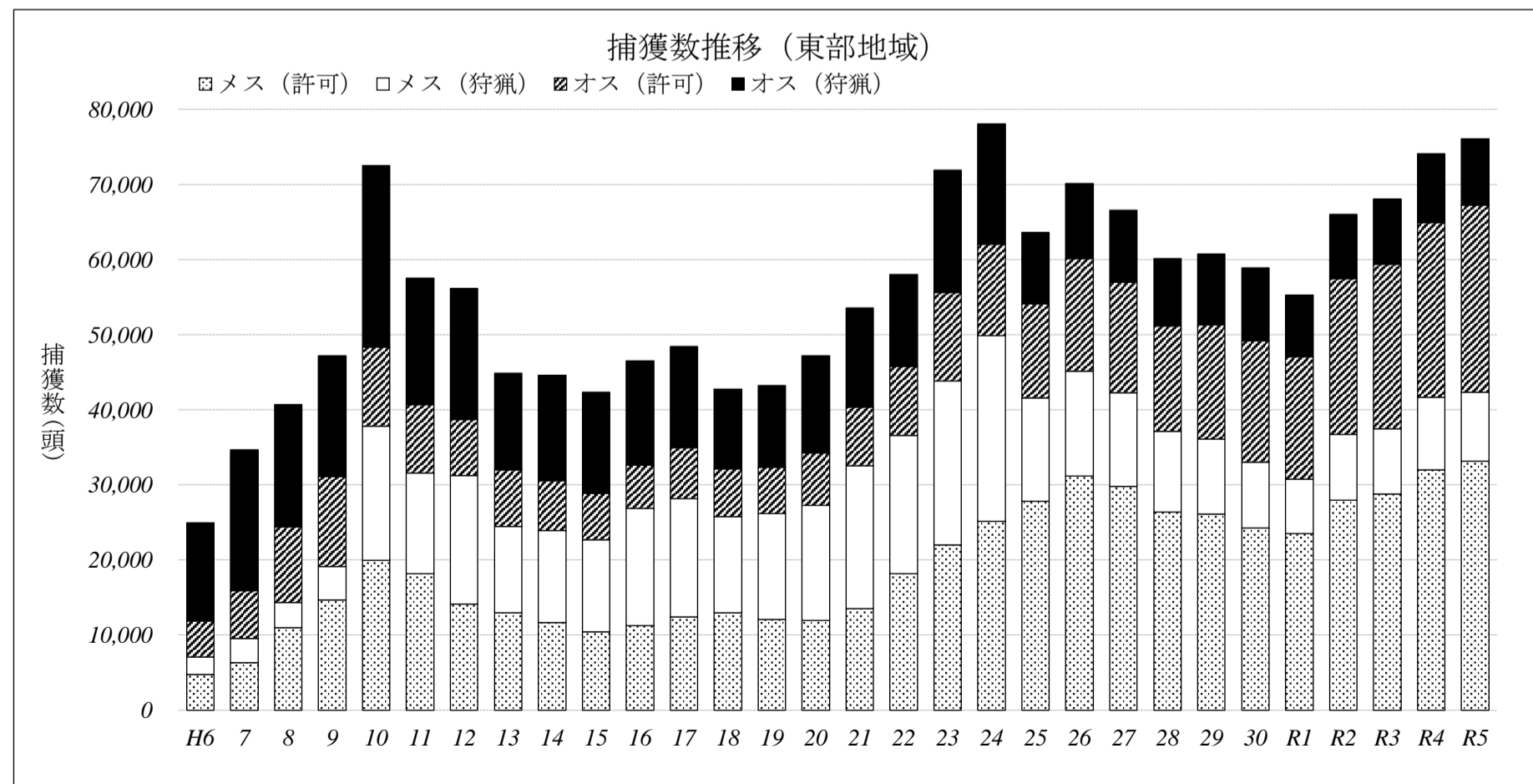
年度	H6	7	8	9	10	11	12	13	14	15	16	17	18	19	20	21	22	23	24	25	26	27	28	29	30	R1	R2	R3	R4	R5
オス（狩猟）	13,059	18,759	16,285	16,113	24,165	16,768	17,451	12,866	14,090	13,468	13,880	13,492	10,608	10,872	12,942	13,213	12,228	16,277	16,008	9,505	9,946	9,591	8,976	9,425	9,776	8,209	8,524	8,651	9,198	8,813
メス（狩猟）	2,272	3,192	3,312	4,479	17,877	13,410	17,068	11,445	12,218	12,262	15,631	15,757	12,799	14,088	15,285	19,054	18,469	21,846	24,705	13,761	13,962	12,436	10,739	10,036	8,756	7,266	8,816	8,645	9,599	9,230
メス増減率	-	1.40	1.04	1.35	3.99	0.75	1.27	0.67	1.07	1.00	1.27	1.01	0.81	1.10	1.08	1.25	0.97	1.18	1.13	0.56	1.01	0.89	0.86	0.93	0.87	0.83	1.21	0.98	1.11	0.96
メス比率	14.8%	14.5%	16.9%	21.8%	42.5%	44.4%	49.4%	47.1%	46.4%	47.7%	53.0%	53.9%	54.7%	56.4%	54.2%	59.1%	60.2%	57.3%	60.7%	59.1%	4.0%	56.5%	54.5%	51.6%	47.2%	47.0%	50.8%	50.0%	51.1%	51.2%
計	15,331	21,951	19,597	20,592	42,042	30,178	34,519	24,311	26,308	25,730	29,511	29,249	23,407	24,960	28,227	32,267	30,697	38,123	40,713	23,266	23,908	22,027	19,715	19,461	18,532	15,475	17,340	17,296	18,797	18,043
オス（許可）	4,819	6,400	10,089	11,946	10,525	9,150	7,499	7,543	6,642	6,140	5,779	6,730	6,380	6,152	6,986	7,762	9,138	11,766	12,200	12,542	14,991	14,724	14,052	15,193	16,105	16,286	20,714	21,929	23,299	24,911
メス（許可）	4,793	6,337	11,005	14,672	19,973	18,164	14,146	12,996	11,675	10,452	11,237	12,428	12,955	12,103	11,972	13,521	18,150	22,017	25,163	27,808	31,198	29,805	26,361	26,092	24,287	23,490	27,932	28,808	32,022	33,130
メス増減率	-	1.32	1.74	1.33	1.36	0.91	0.78	0.92	0.90	0.90	1.08	1.11	1.04	0.93	0.99	1.13	1.34	1.21	1.14	1.11	1.12	0.96	0.88	0.99	0.93	0.97	1.19	1.03	1.11	1.03
メス比率	49.9%	49.8%	52.2%	55.1%	65.5%	66.5%	65.4%	63.3%	63.7%	63.0%	66.0%	64.9%	67.0%	66.3%	63.2%	63.5%	66.5%	65.2%	67.3%	68.9%	67.5%	66.9%	65.2%	63.2%	60.1%	59.1%	57.4%	56.8%	57.9%	57.1%
計	9,612	12,737	21,094	26,618	30,498	27,314	21,645	20,539	18,317	16,592	17,016	19,158	19,335	18,255	18,958	21,283	27,288	33,783	37,363	40,350	46,189	44,529	40,413	41,285	40,392	39,776	48,646	50,737	55,321	58,041
オス（計）	17,878	25,159	26,374	28,059	34,690	25,918	24,950	20,409	20,732	19,608	19,659	20,222	16,988	17,024	19,928	20,975	21,366	28,043	28,208	22,047	24,937	24,315	23,028	24,618	25,881	24,495	29,238	30,580	32,497	33,724
メス（計）	7,065	9,529	14,317	19,151	37,850	31,574	31,214	24,441	23,893	22,714	26,868	28,185	25,754	26,191	27,257	32,575	36,619	43,863	49,868	41,569	45,160	42,241	37,100	36,128	33,043	30,756	36,748	37,453	41,621	42,360
メス増減率	-	1.35	1.50	1.34	1.98	0.83	0.99	0.78	0.98	0.95	1.18	1.05	0.91	1.02	1.04	1.20	1.12	1.20	1.14	0.83	1.09	0.94	0.88	0.97	0.91	0.93	1.19	1.02	1.11	1.02
メス比率	28.3%	27.5%	35.2%	40.6%	52.2%	54.9%	55.6%	54.5%	53.5%	53.7%	57.7%	58.2%	60.3%	60.6%	57.8%	60.8%	63.2%	61.0%	63.9%	65.3%	64.4%	63.5%	61.7%	59.5%	56.1%	55.7%	55.7%	55.1%	56.2%	55.7%
計	24,943	34,688	40,691	47,210	72,540	57,492	56,164	44,850	44,625	42,322	46,527	48,407	42,742	43,215	47,185	53,550	57,985	71,906	78,076	63,616	70,097	66,556	60,128	60,746	58,924	55,251	65,986	68,033	74,118	76,084

※雌雄不明のものはオスメス比率により按分

北部地域（空知、上川、留萌、宗谷管内）における捕獲数

年度	H6	7	8	9	10	11	12	13	14	15	16	17	18	19	20	21	22	23	24	25	26	27	28	29	30	R1	R2	R3	R4	R5
オス（狩猟）	953	1,171	1,070	1,933	3,569	2,481	3,118	2,889	2,450	2,845	3,076	3,158	3,201	3,175	3,374	4,179	3,698	3,856	4,731	3,505	3,472	3,177	3,202	3,543	2,621	2,532	2,973	2,899	3,054	2,926
メス（狩猟）	0	3	0	216	810	969	1,308	1,864	1,374	1,643	2,412	4,007	3,823	3,394	3,807	5,502	5,470	7,426	7,889	5,774	5,493	4,292	5,047	5,578	3,205	3,022	3,937	4,189	3,809	3,662
メス増減率	-	-	0.00	-	3.75	1.20	1.35	1.42	0.74	1.20	1.47	1.66	0.95	0.89	1.12	1.45	0.99	1.36	1.06	0.73	0.95	0.78	1.18	1.11	0.57	0.94	1.30	1.06	0.91	0.96
メス比率	0.0%	0.2%	0.0%	10.1%	18.5%	28.1%	29.6%	39.2%	35.9%	36.6%	44.0%	55.9%	54.4%	51.7%	53.0%	56.8%	59.7%	65.8%	62.5%	62.2%	61.3%	57.5%	61.2%	61.2%	55.0%	54.4%	57.0%	59.1%	55.5%	55.6%
計	953	1,174	1,070	2,149	4,379	3,450	4,426	4,753	3,824	4,488	5,488	7,165	7,024	6,569	7,181	9,681	9,168	11,282	12,620	9,279	8,965	7,469	8,249	9,121	5,826	5,554	6,910	7,088	6,863	6,588
オス（許可）	425	625	838	837	915	943	984	1,024	826	1,243	1,460	1,453	1,279	1,943	2,053	2,424	3,830	4,290	4,704	5,995	6,032	6,187	6,527	7,395	6,665	6,713	8,476	8,640	9,011	9,202
メス（許可）	300	537	632	667	925	917	955	1,126	1,008	1,610	2,080	2,216	2,224	3,214	3,750	3,891	7,439	8,020	9,245	11,547	10,314	10,080	10,487	10,994	8,954	8,397	10,421	10,530	11,276	11,994
メス増減率	-	1.79	1.18	1.06	1.39	0.99	1.04	1.18	0.90	1.60	1.29	1.07	1.00	1.45	1.17	1.04	1.91	1.08	1.15	1.25	0.89	0.98	1.04	1.05	0.81	0.94	1.24	1.01	1.07	1.06
メス比率	41.4%	46.2%	43.0%	44.3%	50.3%	49.3%	49.3%	52.4%	55.0%	56.4%	58.8%	60.4%	63.5%	62.3%	64.6%	61.6%	66.0%	65.2%	66.3%	65.8%	63.1%	62.0%	61.6%	59.8%	57.3%	55.6%	55.1%	54.9%	55.6%	56.6%
計	725	1,162	1,470	1,504	1,840	1,860	1,939	2,150	1,834	2,853	3,540	3,669	3,503	5,157	5,803	6,315	11,269	12,310	13,949	17,542	16,346	16,267	17,014	18,389	15,619	15,110	18,897	19,170	20,287	21,196
オス（計）	1,378	1,796	1,908	2,770	4,484	3,424	4,102	3,913	3,276	4,088	4,536	4,611	4,480	5,118	5,427	6,603	7,528	8,146	9,435	9,500	9,504	9,364	9,729	10,938	9,286	9,245	11,449	11,539	12,065	12,128
メス（計）	300	540	632	883	1,735	1,886	2,263	2,990	2,382	3,253	4,492	6,223	6,047	6,608	7,557	9,393	12,909	15,446	17,134	17,321	15,807	14,372	15,534	16,572	12,159	11,419	14,358	14,719	15,085	15,656
メス増減率	-	1.80	1.17	1.40	1.96	1.09	1.20	1.32	0.80	1.37	1.38	1.39	0.97	1.09	1.14	1.24	1.37	1.20	1.11	1.01	0.91	0.91	1.08	1.07	0.73	0.94	1.26	1.03	1.02	1.04
メス比率	17.9%	23.1%	24.9%	24.2%	27.9%	35.5%	35.6%	43.3%	42.1%	44.3%	49.8%	57.4%	57.4%	56.4%	58.2%	58.7%	63.2%	65.5%	64.5%	64.6%	62.5%	60.5%	61.5%	60.2%	56.7%	55.3%	55.6%	56.1%	55.6%	56.3%
計	1,678	2,336	2,540	3,653	6,219	5,310	6,365	6,903	5,658	7,341	9,028	10,834	10,527	11,726	12,984	15,996	20,437	23,592	26,569	26,821	25,311	23,736	25,263	27,510	21,445	20,664	25,807	26,258	27,150	27,784

※雌雄不明のものはオスメス比率により按分



中部地域（石狩、胆振、日高管内）における捕獲数

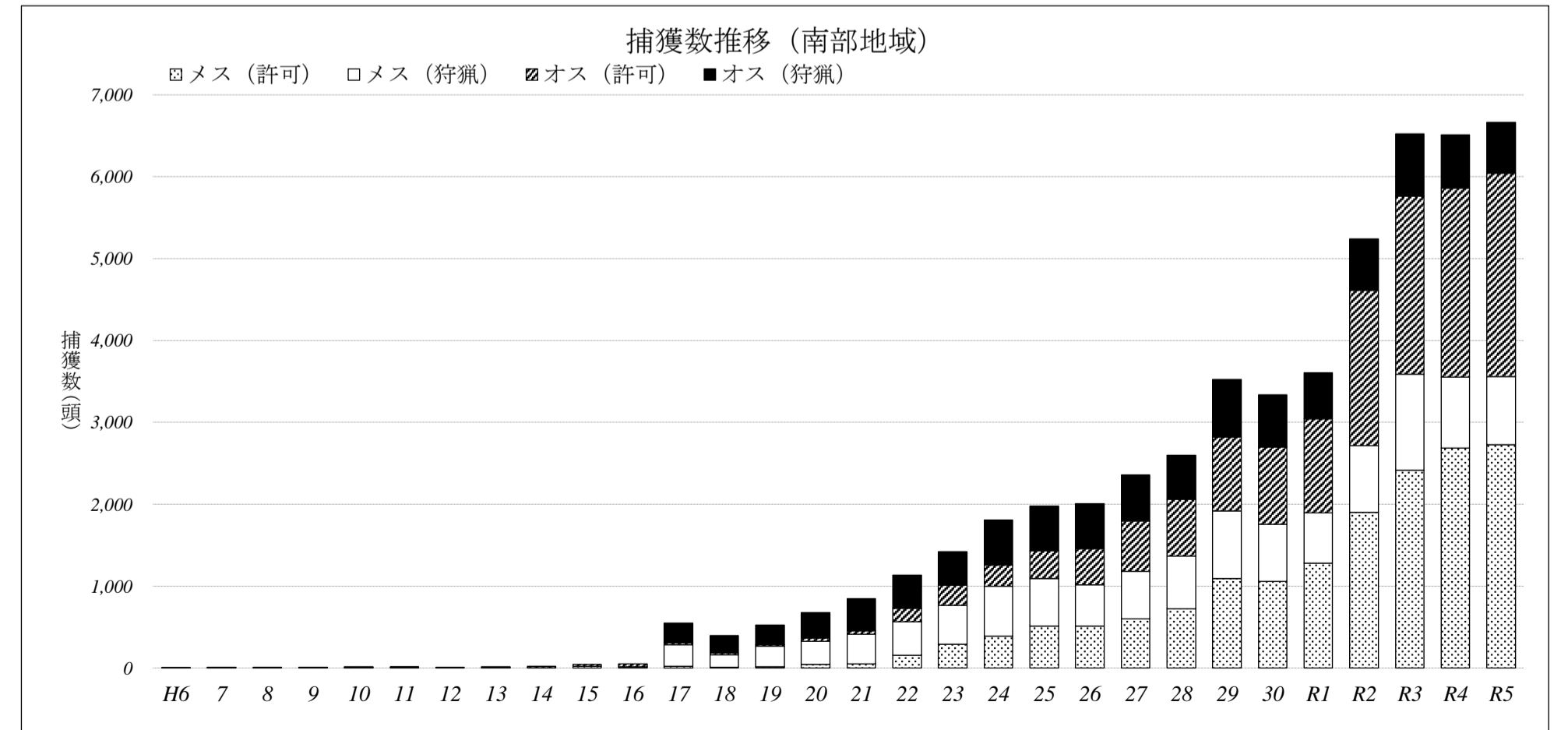
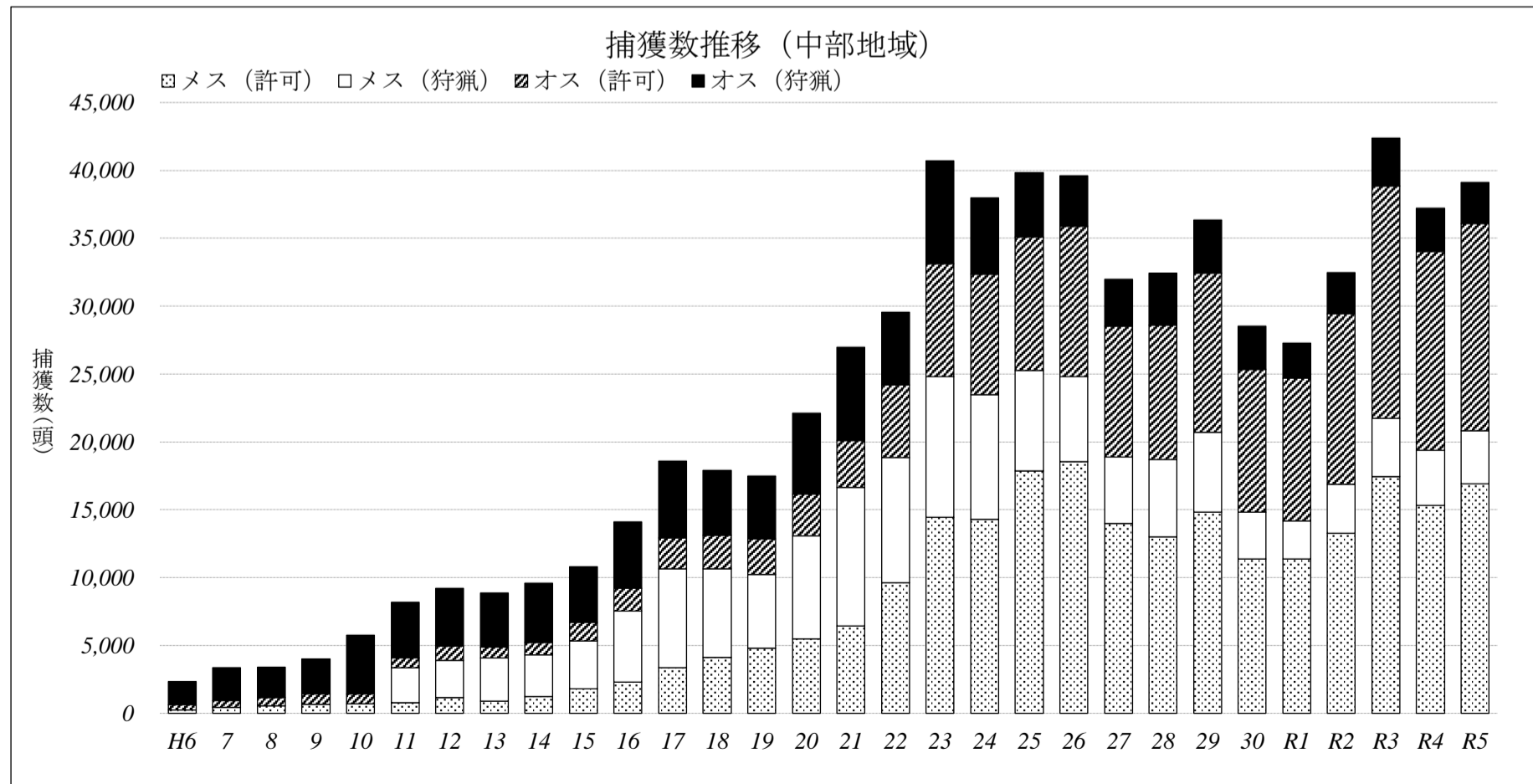
年度	H6	7	8	9	10	11	12	13	14	15	16	17	18	19	20	21	22	23	24	25	26	27	28	29	30	R1	R2	R3	R4	R5
オス（狩猟）	1,711	2,440	2,256	2,604	4,335	4,110	4,228	3,998	4,381	4,075	4,905	5,633	4,762	4,631	5,977	6,863	5,372	7,613	5,600	4,729	3,724	3,440	3,826	3,892	3,193	2,547	3,025	3,518	3,171	3,038
メス（狩猟）	0	1	0	0	0	2,580	2,739	3,190	3,089	3,534	5,236	7,270	6,544	5,462	7,603	10,203	9,233	10,344	9,179	7,397	6,244	4,901	5,658	5,870	3,422	2,819	3,610	4,283	4,051	3,895
メス増減率	-	-	0.0	-	-	-	1.1	1.2	1.0	1.1	1.5	1.4	0.9	0.8	1.4	1.3	0.9	1.1	0.9	0.8	0.8	0.8	1.2	1.0	0.6	0.8	1.3	1.19	0.95	0.96
メス比率	0.0%	0.0%	0.0%	0.0%	0.0%	38.6%	39.3%	44.4%	41.4%	46.4%	51.6%	56.3%	57.9%	54.1%	56.0%	59.8%	63.2%	57.6%	62.1%	61.0%	62.6%	58.8%	59.7%	60.1%	51.7%	52.5%	54.4%	54.9%	56.1%	56.2%
計	1,711	2,441	2,256	2,604	4,335	6,690	6,967	7,188	7,470	7,609	10,141	12,903	11,306	10,093	13,580	17,066	14,605	17,957	14,779	12,126	9,968	8,341	9,484	9,762	6,615	5,366	6,635	7,801	7,222	6,933
オス（許可）	359	495	611	739	711	741	1,071	782	891	1,376	1,656	2,287	2,461	2,612	3,077	3,447	5,356	8,300	8,904	9,851	11,093	9,636	9,921	11,731	10,528	10,513	12,569	17,149	14,655	15,247
メス（許可）	266	429	534	672	709	763	1,149	909	1,222	1,805	2,308	3,377	4,116	4,786	5,468	6,448	9,605	14,456	14,281	17,849	18,544	13,998	13,018	14,830	11,386	11,375	13,264	17,430	15,332	16,919
メス増減率	-	-	1.24	1.26	-	1.08	1.51	0.79	1.34	1.48	1.28	1.46	1.22	1.16	1.14	1.18	1.49	1.51	0.99	1.25	1.04	0.75	0.93	1.14	0.77	1.00	1.17	1.31	0.88	1.1
メス比率	42.6%	46.4%	46.6%	47.6%	49.9%	50.7%	51.8%	53.8%	57.8%	56.7%	58.2%	59.6%	62.6%	64.7%	64.0%	65.2%	64.2%	63.5%	61.6%	64.4%	62.6%	59.2%	56.8%	55.8%	52.0%	52.0%	51.3%	50.4%	51.1%	52.6%
計	625	924	1,145	1,411	1,420	1,504	2,220	1,691	2,113	3,181	3,964	5,664	6,577	7,398	8,545	9,895	14,961	22,756	23,185	27,700	29,637	23,634	22,939	26,561	21,914	21,888	25,833	34,579	29,987	32,166
オス（計）	2,070	2,935	2,867	3,343	5,046	4,851	5,299	4,780	5,272	5,451	6,561	7,920	7,223	7,243	9,054	10,310	10,728	15,913	14,504	14,580	14,817	13,076	13,747	15,623	13,721	13,060	15,594	20,667	17,826	18,285
メス（計）	266	430	534	672	709	3,343	3,888	4,099	4,311	5,339	7,544	10,647	10,660	10,248	13,071	16,651	18,838	24,800	23,460	25,246	24,788	18,899	18,676	20,700	14,808	14,194	16,874	21,713	19,383	20,814
メス増減率	-	1.62	1.24	1.26	1.06	4.72	1.16	1.05	1.05	1.24	1.41	1.41	1.00	0.96	1.28	1.27	1.13	1.32	0.95	1.08	0.98	0.76	0.99	1.11	0.72	0.96	1.19	1.29	0.89	1.07
メス比率	11.4%	12.8%	15.7%	16.7%	12.3%	40.8%	42.3%	46.2%	45.0%	49.5%	53.5%	57.3%	59.6%	58.6%	59.1%	61.8%	63.7%	60.9%	61.8%	63.4%	62.6%	59.1%	57.6%	57.0%	51.9%	52.1%	52.0%	51.2%	52.1%	53.2%
計	2,336	3,365	3,401	4,015	5,755	8,194	9,187	8,879	9,583	10,790	14,105	18,567	17,883	17,491	22,125	26,961	29,566	40,713	37,964	39,826	39,605	31,975	32,423	36,323	28,529	27,254	32,468	42,380	37,209	39,099

※雌雄不明のものはオスメス比率により按分

南部地域（渡島、檜山、後志管内）における捕獲数

年度	H6	7	8	9	10	11	12	13	14	15	16	17	18	19	20	21	22	23	24	25	26	27	28	29	30	R1	R2	R3	R4	R5
オス（狩猟）	0	0	0	0	0	0	0	0	0	0	0	242	212	238	312	395	401	411	551	542	550	564	541	706	635	560	629	762	649	622
メス（狩猟）	0	0	0	0	0	0	0	0	0	0	0	260	155	253	281	365	409	474	608	582	505	583	646	824	693	618	817	1,171	865	832
メス増減率	-	-	-	-	-	-	-	-	-	-	-	-	1	2	1	1	1	1	1	1	1	1	1	1	1	1	1	1	1	1
メス比率	-	-	-	-	-	-	-	-	-	-	-	51.8%	42.2%	51.5%	47.4%	48.0%	50.5%	53.6%	52.5%	51.8%	47.9%	50.8%	54.4%	53.9%	52.2%	52.5%	56.5%	60.6%	57.1%	57.2%
計	0	0	0	0	0	0	0	0	0	0	0	502	367	491	593	760	810	885	1,159	1,124	1,055	1,147	1,187	1,530	1,328	1,178	1,446	1,933	1,514	1,454
オス（許可）	5	1	2	8	10	6	2	10	16	23	36	24	22	19	42	41	166	246	255	339	443	613	691	903	946	1,148	1,895	2,171	2,312	2,484
メス（許可）	0	3	1	0	5	7	3	3	2	20	14	23	8	14	43	48	156	290	391	513	510	599	721	1,092	1,060	1,279	1,900	2,418	2,686	2,725
メス増減率	-	-	0.33	0.00	-	1.40	0.43	1.00	0.67	10.00	0.70	1.64	0.35	1.75	3.07	1.12	3.25	1.86	1.35	1.31	0.99	1.17	1.20	1.51	0.97	1.21	1.49	1.27	1.11	1.01
メス比率	0.0%	75.0%	33.3%	0.0%	33.3%	53.8%	60.0%	23.1%	11.1%	46.5%	28.0%	48.9%	26.7%	42.4%	50.6%	53.9%	48.4%	54.1%	60.5%	60.2%	53.5%	49.4%	51.1%	54.7%	52.8%	52.7%	50.1%	52.7%	53.7%	52.3%
計	5	4	3	8	15	13	5	13	18	43	50	47	30	33	85	89	322	536	646	852	953	1,212	1,412	1,995	2,006	2,427	3,795	4,589	4,998	5,209
オス（計）	5	1	2	8	10	6	2	10	16	23	36	266	234	257	354	436	567	657	806	881	993	1,177	1,232	1,609	1,581	1,708	2,524	2,933	2,961	3,106
メス（計）	0	3	1	0	5	7	3	3	2	20	14	283	163	267	324	413	565	764	999	1,095	1,015	1,182	1,367	1,916	1,753	1,897	2,717	3,589	3,551	3,557
メス増減率	-	-	0.33	0.00	-	1.40	0.43	1.00	0.67	10.00	0.70	20.21	0.58	1.64	1.21	1.27	1.37	1.35	1.31	1.10	0.93	1.16	1.16	1.40	0.91	1.08	1.43	1.32	0.99	1
メス比率	0.0%	75.0%	33.3%	0.0%	33.3%	53.8%	60.0%	23.1%	11.1%	46.5%	28.0%	51.5%	41.1%	51.0%	47.8%	48.6%	49.9%	53.8%	55.3%	55.4%	50.5%	50.1%	52.6%	54.4%	52.6%	52.6%	51.8%	55.0%	54.5%	53.4%
計	5	4	3	8	15	13	5	13	18	43	50	549	397	524	678	849	1,132	1,421	1,805	1,976	2,008	2,359	2,599	3,525	3,334	3,605	5,241	6,522	6,663	

※雌雄不明のものはオスメス比率により按分



非狩猟期:4月～10月 狩猟期:11月～3月分

(単位:頭)

振興局		H7	H8	H9	H10	H11	H12	H13	H14	H15	H16	H17	H18	H19	H20	H21	H22	H23	H24	H25	H26	H27	H28	H29	H30	R1	R2	R3	R4	R5
オホーツク	オス(狩猟)	4,148	2,911	2,561	5,972	2,901	3,240	2,744	3,319	3,072	3,628	3,242	2,358	2,202	3,091	1,776	2,589	3,612	3,369	1,514	1,858	1,779	1,494	1,460	1,501	1,154	1,434	1,437	1,870	
	メス(狩猟)	28	28	628	3,926	2,192	2,835	2,083	2,389	2,342	3,399	2,953	2,683	2,433	3,036	2,269	3,522	4,934	5,330	2,081	2,385	2,007	1,596	1,179	945	797	1,150	1,107	1,515	
	狩猟計	4,176	2,939	3,189	9,898	5,093	6,075	4,827	5,708	5,414	7,027	6,195	5,041	4,635	6,127	4,045	6,111	8,546	8,699	3,595	4,243	3,786	3,090	2,639	2,446	1,951	2,584	2,544	3,385	0
	オス(許可(計	2,074	2,680	2,678	2,855	2,497	1,492	1,822	1,907	1,209	1,417	1,600	1,633	1,413	2,050	1,890	2,165	2,646	3,216	2,631	3,395	3,627	3,013	3,310	3,215	3,634	4,767	5,271	5,784	5,868
	メス(許可(計	2,127	3,259	2,939	3,890	4,211	2,220	2,424	2,427	1,677	2,340	2,230	2,378	2,833	2,698	3,095	3,996	4,987	6,088	5,853	6,531	6,392	5,403	5,204	4,642	4,477	5,598	5,823	6,961	7,410
	許可計	4,201	5,939	5,617	6,745	6,708	3,712	4,246	4,334	2,886	3,757	3,830	4,011	4,246	4,748	4,985	6,161	7,633	9,304	8,484	9,926	10,019	8,416	8,514	7,857	8,111	10,365	11,094	12,745	13,278
	オス(計	6,222	5,591	5,239	8,827	5,398	4,732	4,566	5,226	4,281	5,045	4,842	3,991	3,615	5,141	3,666	4,754	6,258	6,585	4,145	5,253	5,406	4,507	4,770	4,716	4,788	6,201	6,708	7,654	5,868
	メス(計	2,155	3,287	3,567	7,816	6,403	5,055	4,507	4,816	4,019	5,739	5,183	5,061	5,266	5,734	5,364	7,518	9,921	11,418	7,934	8,916	8,399	6,999	6,383	5,587	5,274	6,748	6,930	8,476	7,410
オホーツク計	8,377	8,878	8,806	16,643	11,801	9,787	9,073	10,042	8,300	10,784	10,025	9,052	8,881	10,875	9,030	12,272	16,179	18,003	12,079	14,169	13,805	11,506	11,153	10,303	10,062	12,949	13,638	16,130	13,278	
十勝	オス(狩猟)	4,397	4,544	5,215	7,762	5,021	4,918	3,243	3,625	3,275	3,415	3,465	2,804	3,240	3,783	4,318	3,452	4,432	4,877	2,253	2,570	2,563	2,301	2,629	2,590	1,906	2,219	2,282	2,102	
	メス(狩猟)	295	373	1,472	5,794	3,841	5,030	3,096	3,313	3,189	3,978	4,017	3,367	4,580	4,555	5,937	5,282	5,951	6,937	3,452	3,547	3,468	2,649	2,639	2,147	1,735	2,243	2,147	2,017	
	狩猟計	4,692	4,917	6,687	13,556	8,862	9,948	6,339	6,938	6,464	7,393	7,482	6,171	7,820	8,338	10,255	8,734	10,383	11,814	5,705	6,117	6,031	4,950	5,268	4,737	3,641	4,462	4,429	4,119	0
	オス(許可(計	1,727	3,229	4,086	3,727	2,837	2,535	2,674	2,152	2,302	1,629	1,628	1,538	1,625	1,713	2,109	2,196	2,762	2,769	3,127	3,341	3,561	3,422	3,706	4,030	4,410	5,686	5,811	5,921	6,386
	メス(許可(計	1,502	3,243	4,448	6,202	5,444	3,852	4,129	3,339	3,698	2,917	3,030	3,305	3,013	2,640	3,207	3,994	5,205	4,962	6,183	6,686	7,110	6,324	6,325	5,685	5,845	7,441	7,753	7,662	8,464
	許可計	3,229	6,472	8,534	9,929	8,281	6,387	6,803	5,491	6,000	4,546	4,658	4,843	4,638	4,353	5,316	6,190	7,967	7,731	9,310	10,027	10,671	9,746	10,031	9,715	10,255	13,127	13,564	13,583	14,850
	オス(計	6,124	7,773	9,301	11,489	7,858	7,453	5,917	5,777	5,577	5,044	5,093	4,342	4,865	5,496	6,427	5,648	7,194	7,646	5,380	5,911	6,124	5,723	6,335	6,620	6,316	7,905	8,093	8,023	6,386
	メス(計	1,797	3,616	5,920	11,996	9,285	8,882	7,225	6,652	6,887	6,895	7,047	6,672	7,593	7,195	9,144	9,276	11,156	11,899	9,635	10,233	10,578	8,973	8,964	7,832	7,580	9,684	9,900	9,679	8,464
十勝計	7,921	11,389	15,221	23,485	17,143	16,335	13,142	12,429	12,464	11,939	12,140	11,014	12,458	12,691	15,571	14,924	18,350	19,545	15,015	16,144	16,702	14,696	15,299	14,452	13,896	17,589	17,993	17,702	14,850	
釧路	オス(狩猟)	9,319	8,200	6,660	8,631	7,471	7,858	5,649	5,730	5,798	5,497	5,606	4,340	4,284	4,877	5,897	4,973	6,823	6,398	4,440	4,307	4,041	3,942	4,161	4,493	4,040	3,829	3,712	4,026	
	メス(狩猟)	2,869	2,911	2,103	7,337	6,663	8,429	5,564	5,686	5,988	7,133	7,773	5,567	6,047	6,711	9,682	8,488	9,723	11,338	7,205	6,956	6,123	5,511	5,260	4,717	4,207	4,805	4,664	4,946	
	狩猟計	12,188	11,111	8,763	15,968	14,134	16,287	11,213	11,416	11,786	12,630	13,379	9,907	10,331	11,588	15,579	13,461	16,546	17,736	11,645	11,263	10,164	9,453	9,421	9,210	8,247	8,634	8,376	8,972	0
	オス(許可(計	2,238	3,551	4,044	3,319	3,514	3,104	2,771	2,276	2,319	2,483	3,016	2,757	2,464	2,617	3,012	4,023	4,269	4,704	4,991	6,026	5,744	5,758	6,395	6,805	6,493	8,382	8,432	9,164	10,121
	メス(許可(計	2,347	4,027	6,669	8,317	7,487	7,054	5,873	5,449	4,602	5,438	6,133	5,990	4,836	5,281	5,992	8,547	9,426	10,559	11,290	12,782	12,254	10,480	11,017	10,337	9,702	11,336	11,343	13,455	13,597
	許可計	4,585	7,578	10,713	11,636	11,001	10,158	8,644	7,725	6,921	7,921	9,149	8,747	7,300	7,898	9,004	12,570	13,695	15,263	16,281	18,808	17,998	16,238	17,412	17,142	16,195	19,718	19,775	22,619	23,718
	オス(計	11,557	11,751	10,704	11,950	10,985	10,962	8,420	8,006	8,117	7,980	8,622	7,097	6,748	7,494	8,909	8,996	11,092	11,102	9,431	10,333	9,785	9,700	10,556	11,298	10,533	12,211	12,144	13,190	10,121
	メス(計	5,216	6,938	8,772	15,654	14,150	15,483	11,437	11,135	10,590	12,571	13,906	11,557	10,883	11,992	15,674	17,035	19,149	21,897	18,495	19,738	18,377	15,991	16,277	15,054	13,909	16,141	16,007	18,401	13,597
釧路計	16,773	18,689	19,476	27,604	25,135	26,445	19,857	19,141	18,707	20,551	22,528	18,654	17,631	19,486	24,583	26,031	30,241	32,999	27,926	30,071	28,162	25,691	26,833	26,352	24,442	28,352	28,151	31,591	23,718	
根室	オス(狩猟)	895	630	1,677	1,800	1,375	1,435	1,230	1,416	1,323	1,340	1,179	1,106	1,146	1,191	1,222	1,214	1,410	1,364	1,298	1,211	1,208	1,239	1,175	1,192	1,109	1,042	1,220	1,200	
	メス(狩猟)	0	0	276	820	714	774	702	830	743	1,121	1,014	1,182	1,028	983	1,166	1,177	1,238	1,100	1,023	1,074	838	983	958	947	527	618	727	1,121	
	狩猟計	895	630	1,953	2,620	2,089	2,209	1,932	2,246	2,066	2,461	2,193	2,288	2,174	2,174	2,388	2,391	2,648	2,464	2,321	2,285	2,046	2,222	2,133	2,139	1,636	1,660	1,947	2,321	0
	オス(許可(計	361	629	1,138	624	302	368	276	307	310	250	486	452	650	606	751	754	2,089	1,511	1,793	2,229	1,792	1,859	1,782	2,055	1,749	1,879	2,415	2,430	2,536
	メス(許可(計	361	476	616	1,564	1,022	1,020	570	460	475	542	1,035	1,282	1,421	1,353	1,227	1,613	2,399	3,554	4,482	5,199	4,049	4,154	3,546	3,623	3,466	3,557	3,889	3,944	3,659
	許可計	722	1,105	1,754	2,188	1,324	1,388	846	767	785	792	1,521	1,734	2,071	1,959	1,978	2,367	4,488	5,065	6,275	7,428	5,841	6,013	5,328	5,678	5,215	5,436	6,304	6,374	6,195
	オス(計	1,256	1,259	2,815	2,424	1,677	1,803	1,506	1,723	1,633	1,590	1,665	1,558	1,796	1,797	1,973	1,968	3,499	2,875	3,091	3,440	3,000	3,098	2,957	3,247	2,858	2,921	3,635	3,630	2,536
	メス(計	361	476	892	2,384	1,736	1,794	1,272	1,290	1,218	1,663	2,049	2,464	2,449	2,336	2,393	2,790	3,637	4,654	5,505	6,273	4,887	5,137	4,504	4,570	3,993	4,175	4,616	5,065	3,659
根室計	1,617	1,735	3,707	4,808	3,413	3,59																								

非狩猟期:4月～10月 狩猟期:11月～3月分

(単位:頭)

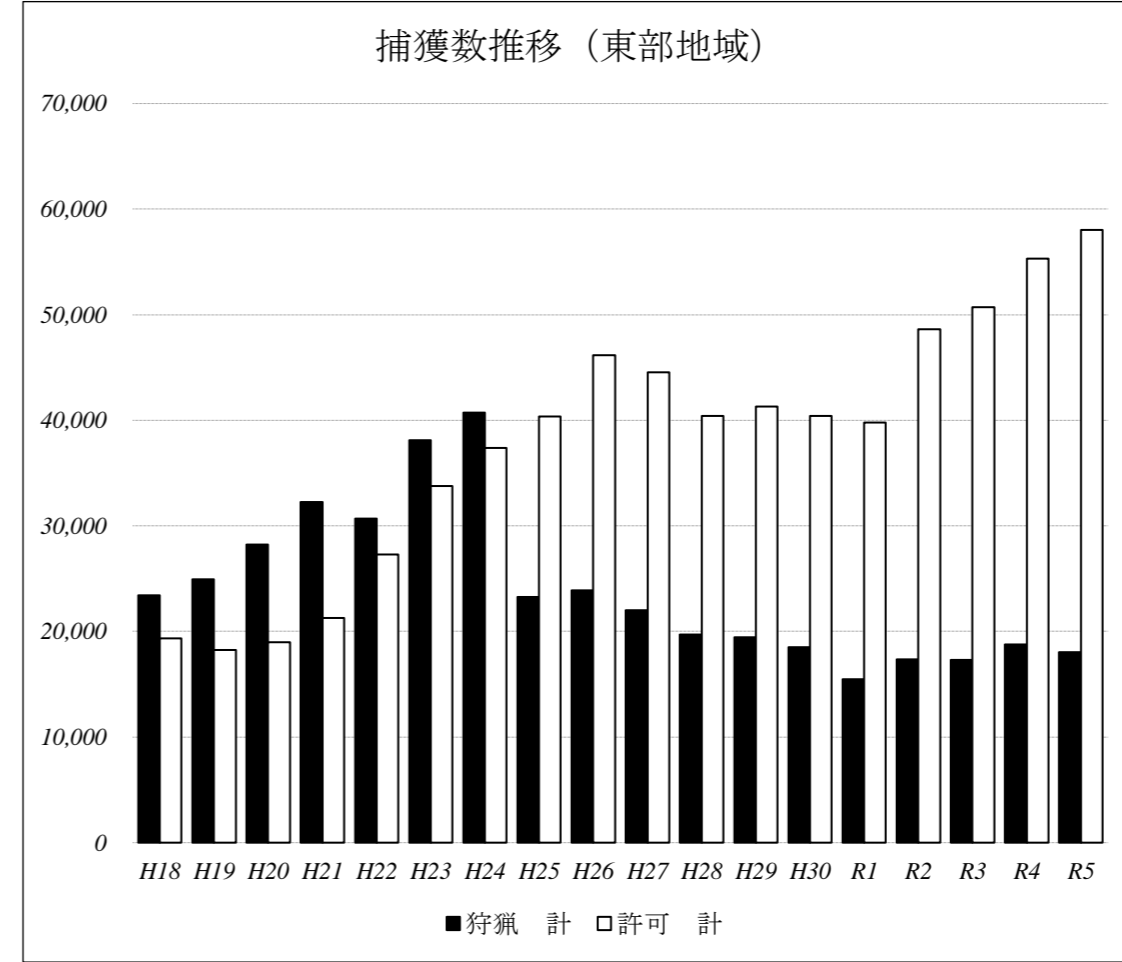
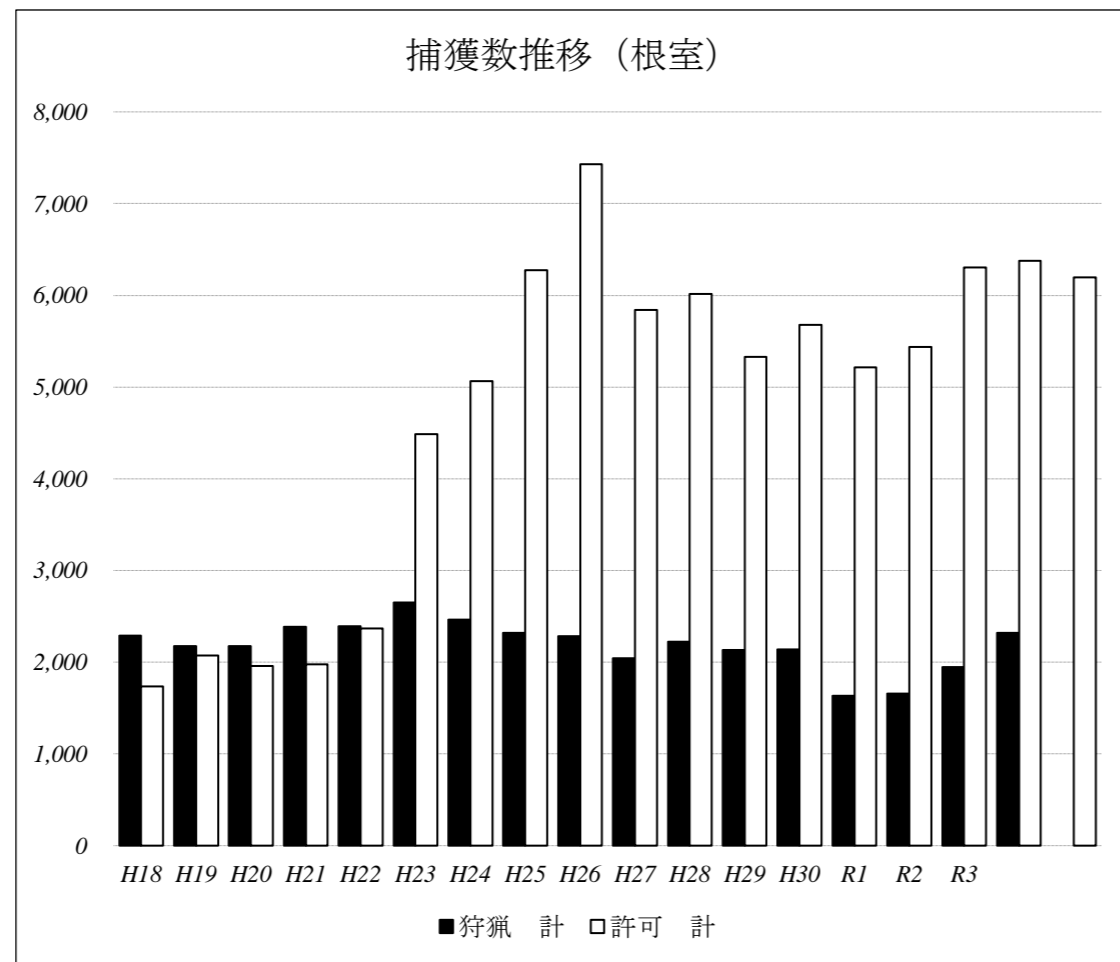
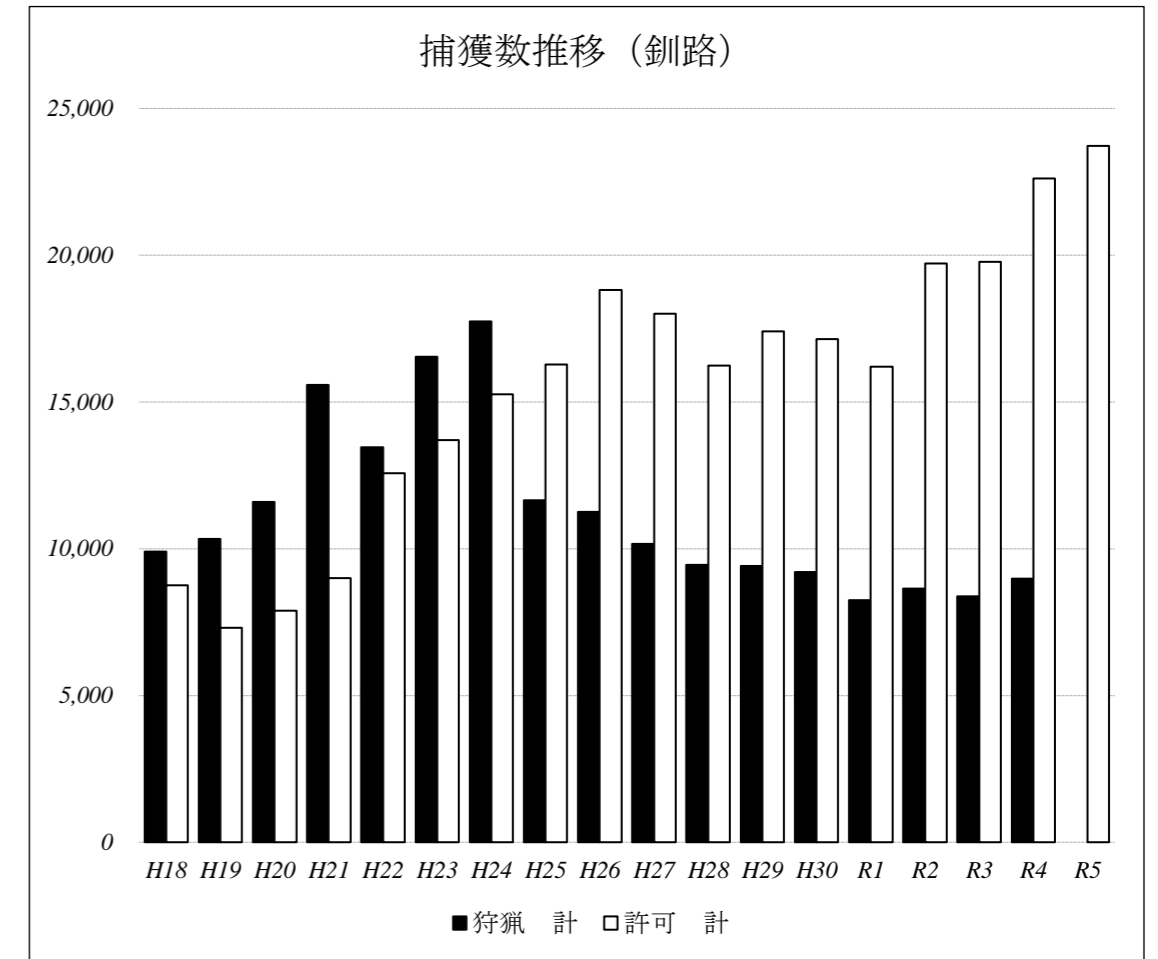
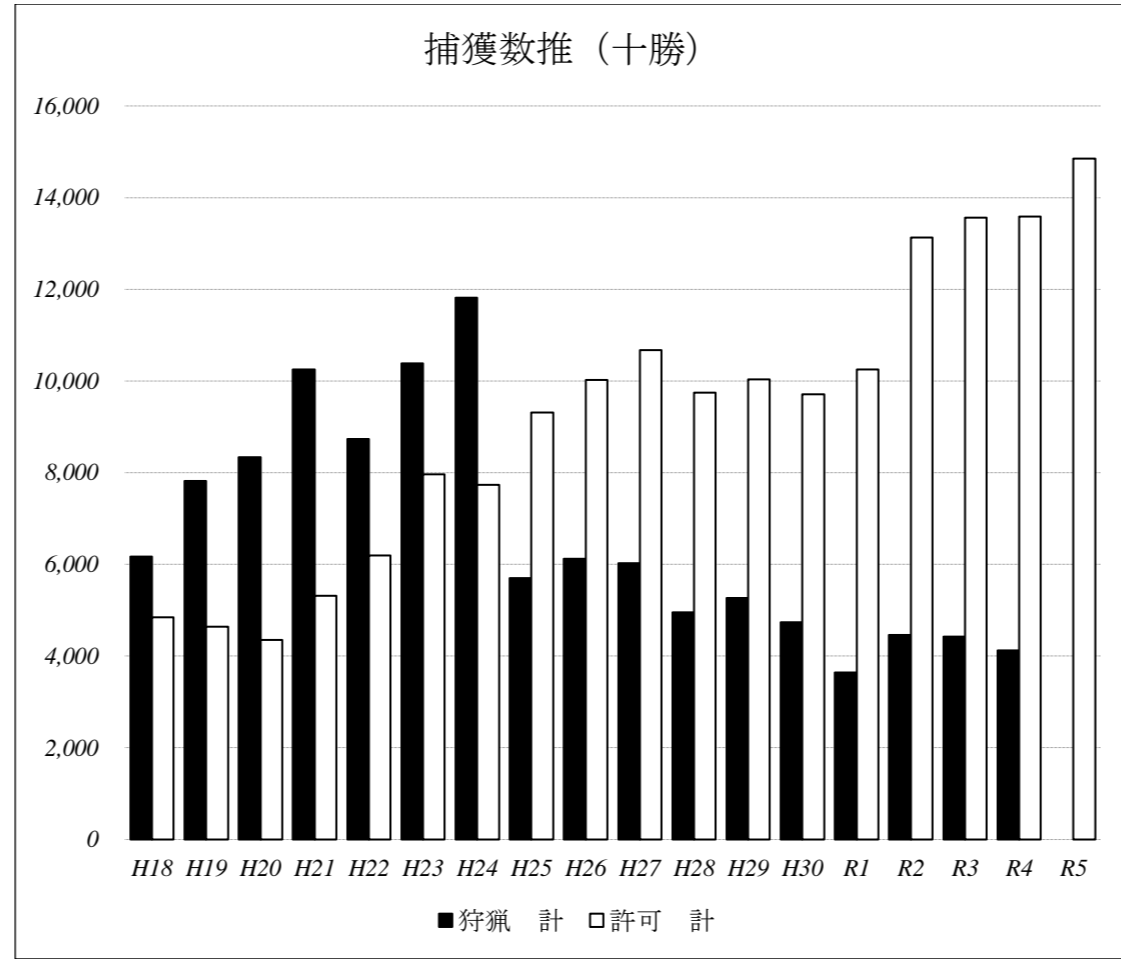
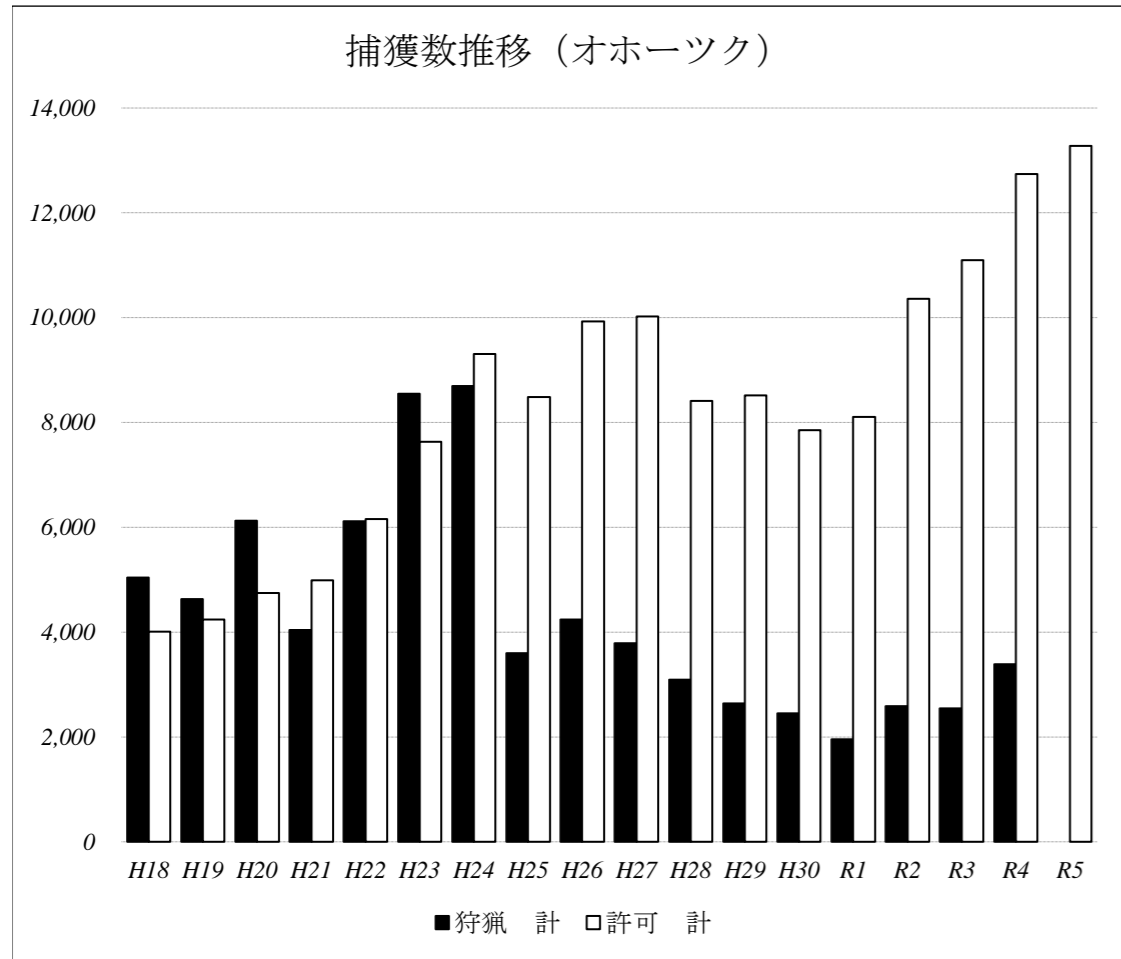
振興局		H7	H8	H9	H10	H11	H12	H13	H14	H15	H16	H17	H18	H19	H20	H21	H22	H23	H24	H25	H26	H27	H28	H29	H30	R1	R2	R3	R4	R5
空知	オス(狩猟)	0	0	540	758	639	735	967	328	832	950	968	841	909	856	1,450	1,305	1,887	1,626	1,013	956	1,106	1,043	1,228	807	671	956	778	745	
	メス(狩猟)	0	0	0	0	0	0	503	0	558	749	1,199	1,045	1,169	1,022	1,992	2,081	2,485	2,656	1,660	1,561	1,507	1,348	1,893	897	683	944	884	741	
	狩猟計	0	0	540	758	639	735	1,470	328	1,390	1,699	2,167	1,886	2,078	1,878	3,442	3,386	4,372	4,282	2,673	2,517	2,613	2,391	3,121	1,704	1,354	1,900	1,662	1,486	0
	オス(許可(計	124	146	122	140	180	242	235	191	357	372	432	218	507	466	685	952	944	1,029	1,489	1,625	1,790	1,895	1,993	1,646	1,550	2,123	1,940	1,918	2,129
	メス(許可(計	92	127	96	164	189	183	236	261	599	579	774	579	750	1,033	1,048	1,593	1,989	1,893	2,869	3,089	3,292	2,820	3,080	2,476	2,072	2,653	2,429	2,649	2,844
	許可計	216	273	218	304	369	425	471	452	956	951	1,206	797	1,257	1,499	1,733	2,545	2,933	2,922	4,358	4,714	5,082	4,715	5,073	4,122	3,622	4,776	4,369	4,567	4,973
	空知計	216	273	758	1,062	1,008	1,160	1,941	780	2,346	2,650	3,373	2,683	3,335	3,377	5,175	5,931	7,305	7,204	7,031	7,695	7,106	8,194	5,826	4,976	6,676	6,031	6,053	4,973	
上川	オス(狩猟)	1,171	1,070	1,319	2,596	1,717	2,078	1,683	1,814	1,458	1,499	1,528	1,667	1,506	1,636	1,819	1,364	783	1,835	1,136	1,051	963	1,088	1,136	885	834	985	1,015	1,077	
	メス(狩猟)	3	0	216	810	969	1,230	1,222	1,227	833	1,181	2,031	1,894	1,463	1,836	2,306	1,806	3,008	2,960	1,918	1,707	1,306	1,984	1,579	1,105	967	1,188	1,132	1,226	
	狩猟計	1,174	1,070	1,535	3,406	2,686	3,308	2,905	3,041	2,291	2,680	3,559	3,561	2,969	3,472	4,125	3,170	3,791	4,795	3,054	2,758	2,269	3,072	2,715	1,990	1,801	2,173	2,147	2,303	0
	オス(許可(計	417	525	542	538	540	535	604	436	677	804	748	797	1,098	1,096	1,237	2,167	2,327	2,340	2,593	2,197	2,140	2,133	2,504	2,260	2,324	3,097	3,122	3,425	2,996
	メス(許可(計	382	438	476	612	597	614	732	597	776	1,197	1,146	1,289	1,993	1,952	2,056	4,627	4,182	4,611	5,247	3,998	3,711	4,067	4,079	2,754	2,957	3,748	3,923	4,311	4,019
	許可計	799	963	1,018	1,150	1,137	1,149	1,336	1,033	1,453	2,001	1,894	2,086	3,091	3,048	3,293	6,794	6,509	6,951	7,840	6,195	5,851	6,200	6,583	5,014	5,281	6,845	7,045	7,736	7,015
	上川計	1,973	2,033	2,553	4,556	3,823	4,457	4,241	4,074	3,744	4,681	5,453	5,647	6,060	6,520	7,418	9,964	10,300	11,746	10,894	8,953	8,120	9,272	9,298	7,004	7,082	9,018	9,192	10,039	7,015
留萌	オス(狩猟)	0	0	0	0	0	0	0	0	211	190	200	206	222	281	370	361	369	264	238	282	172	225	285	270	199	275	237	188	
	メス(狩猟)	0	0	0	0	0	0	0	0	58	164	251	215	162	222	398	442	504	449	367	535	261	357	546	379	336	453	397	228	
	狩猟計	0	0	0	0	0	0	0	0	269	354	451	421	384	503	768	803	873	713	605	817	433	582	831	649	535	728	634	416	0
	オス(許可(計	12	57	87	108	154	123	124	133	142	201	163	138	191	213	220	343	370	612	734	867	891	896	1,067	1,031	963	1,253	1,208	1,321	1,436
	メス(許可(計	17	23	64	79	103	100	114	112	175	243	213	155	234	308	335	584	805	1,036	1,252	1,022	967	1,141	1,238	1,432	1,247	1,495	1,540	1,705	1,910
	許可計	29	80	151	187	257	223	238	245	317	444	376	293	425	521	555	927	1,175	1,648	1,986	1,889	1,858	2,037	2,305	2,463	2,210	2,748	2,748	3,026	3,346
	留萌計	29	80	151	187	257	223	238	245	586	798	827	714	809	1,024	1,323	1,730	2,048	2,361	2,591	2,706	2,291	2,619	3,136	3,112	2,745	3,476	3,382	3,442	3,346
宗谷	オス(狩猟)	0	0	74	215	125	305	239	308	344	437	462	487	538	601	540	668	817	1,006	1,118	1,183	936	846	894	659	828	757	869	1,044	
	メス(狩猟)	0	0	0	0	0	78	139	147	194	318	526	669	600	727	806	1,141	1,429	1,824	1,829	1,690	1,218	1,358	1,560	824	1,036	1,352	1,776	1,614	
	狩猟計	0	0	74	215	125	383	378	455	538	755	988	1,156	1,138	1,328	1,346	1,809	2,246	2,830	2,947	2,873	2,154	2,204	2,454	1,483	1,864	2,109	2,645	2,658	0
	オス(許可(計	72	110	86	129	69	84	61	66	67	83	110	126	147	278	282	368	649	723	1,179	1,343	1,366	1,603	1,831	1,728	1,876	2,003	2,370	2,347	2,641
	メス(許可(計	46	44	31	70	28	58	44	38	60	61	83	201	237	457	452	635	1,044	1,705	2,179	2,205	2,110	2,459	2,597	2,292	2,121	2,525	2,638	2,611	3,221
	許可計	118	154	117	199	97	142	105	104	127	144	193	327	384	735	734	1,003	1,693	2,428	3,358	3,548	3,476	4,062	4,428	4,020	3,997	4,528	5,008	4,958	5,862
	宗谷計	118	154	191	414	222	525	483	559	665	899	1,181	1,483	1,522	2,063	2,080	2,812	3,939	5,258	6,305	6,421	5,630	6,266	6,882	5,503	5,861	6,637	7,653	7,616	5,862
北部地域 合計	オス(狩猟)	1,171	1,070	1,933	3,569	2,481	3,118	2,889	2,450	2,845	3,076	3,158	3,201	3,175	3,374	4,179	3,698	3,856	4,731	3,505	3,472	3,177	3,202	3,543	2,621	2,532	2,973	2,899	3,054	2,926
	メス(狩猟)	3	0	216	810	969	1,308	1,864	1,374	1,643	2,412	4,007	3,823	3,394	3,807	5,502	5,470	7,426	7,889	5,774	5,493	4,292	5,047	5,578	3,205	3,022	3,937	4,189	3,809	3,662
	狩猟計	1,174	1,070	2,149	4,379	3,450	4,426	4,753	3,824	4,488	5,488	7,165	7,024	6,569	7,181	9,681	9,168	11,282	12,620	9,279	8,965	7,469	8,249	9,121	5,826	5,554	6,910	7,088	6,863	6,588
	オス(許可(計	625	838	837	915	943	984	1,024	826	1,243	1,460	1,453	1,279	1,943	2,053	2,424	3,830	4,290	4,704	5,995	6,032	6,187	6,527	7,395	6,665	6,713	8,476	8,640	9,011	9,202
	メス(許可(計	537	632	667	925	917	955	1,126	1,008	1,610	2,080	2,216	2,224	3,214	3,750	3,891	7,439	8,020	9,245	11,547	10,314	10,080	10,487	10,994	8,954	8,397	10,421	10,530	11,276	11,994
	許可計	1,162	1,470	1,504	1,840	1,860	1,939	2,150	1,834	2,853	3,540	3,669	3,503	5,157	5,803	6,315	11,269	12,310	13,949	17,542	16,346	16,267	17,014	18,389	15,619	15,110	18,897	19,170	20,287	21,196
	北部地域計	2,336	2,540	3,653	6,219	5,310	6,365	6,903	5,658	7,341	9,028	10,834	10,527	11,726	12,984	15,996	20,437	23,592	26,569	26,821	25,311	23,736	25,263	27,510	21,445	20,664	25,807	26,258	27,150	27,784

非狩猟期:4月～10月 狩猟期:11月～3月分

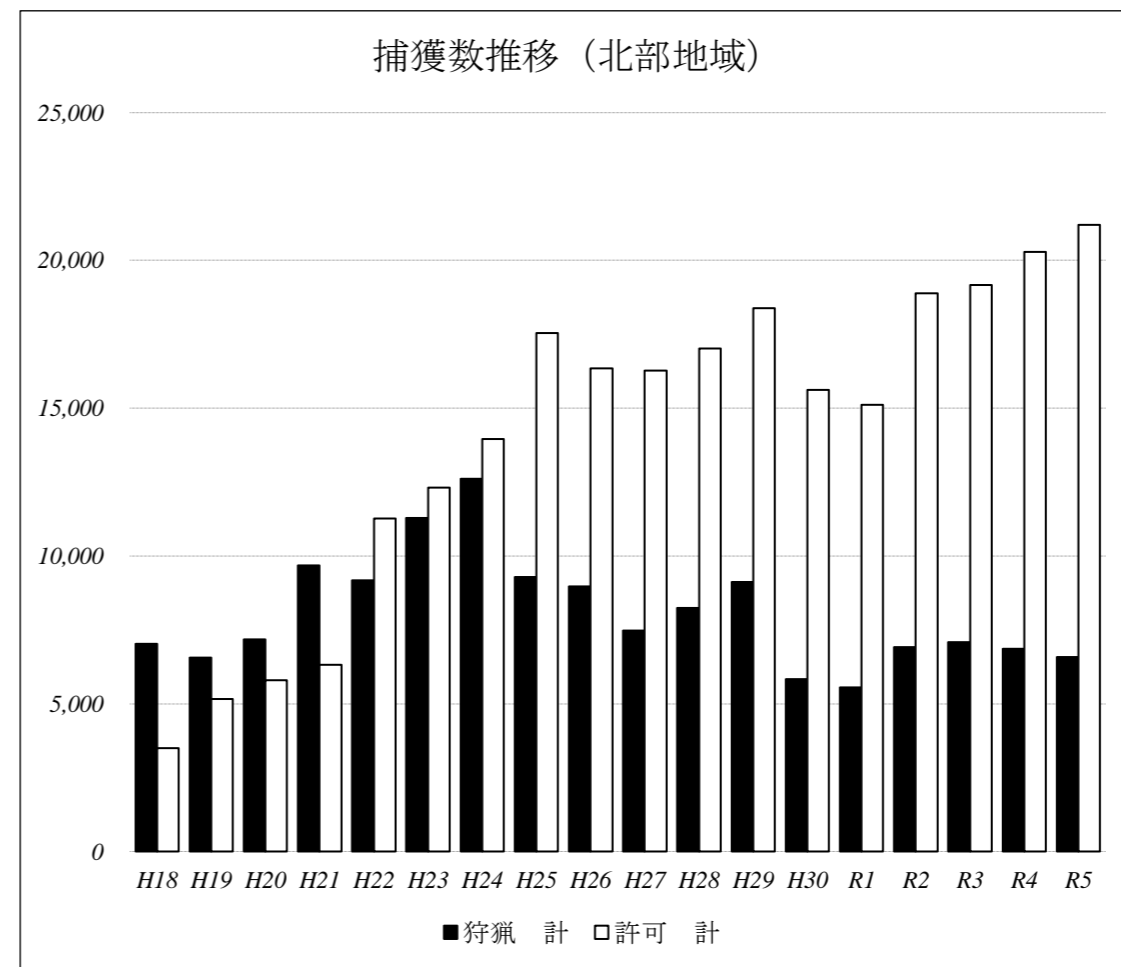
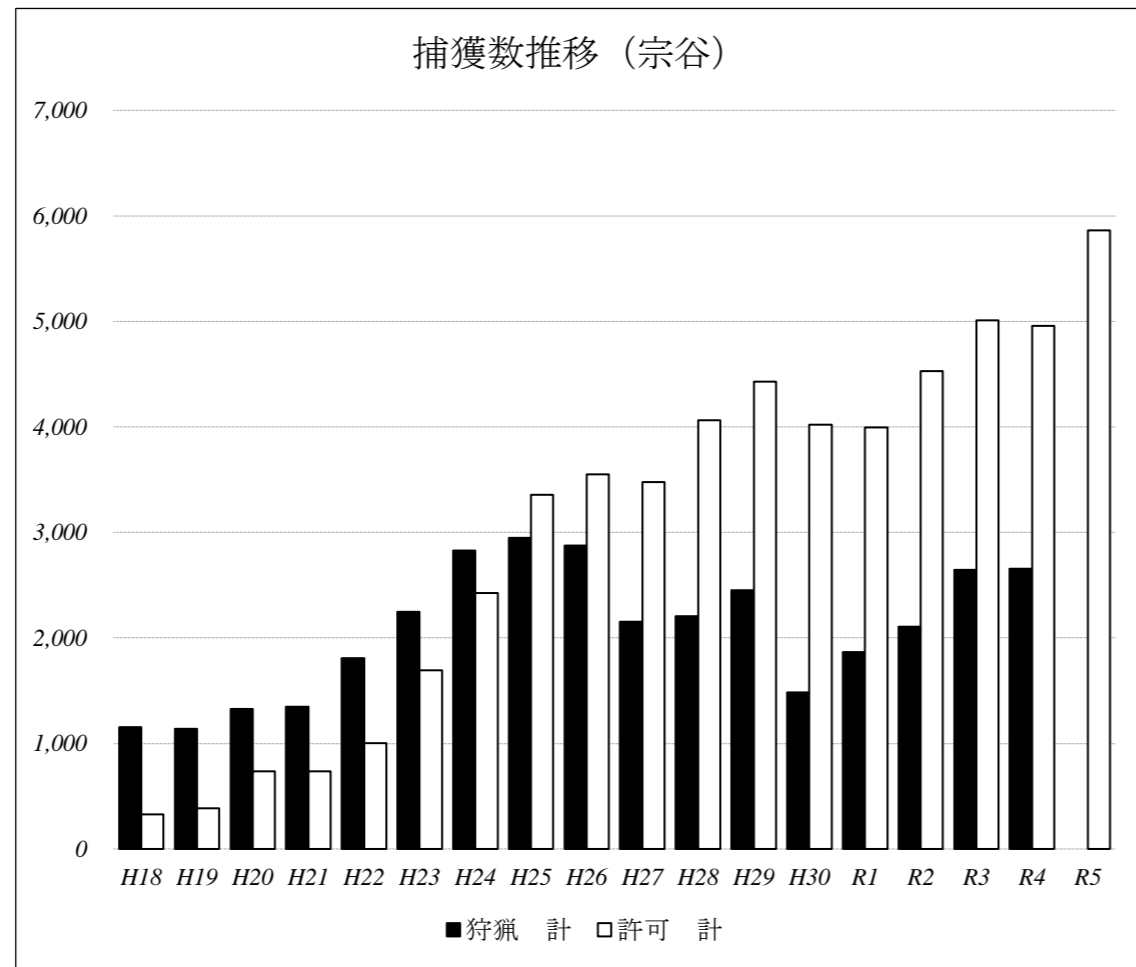
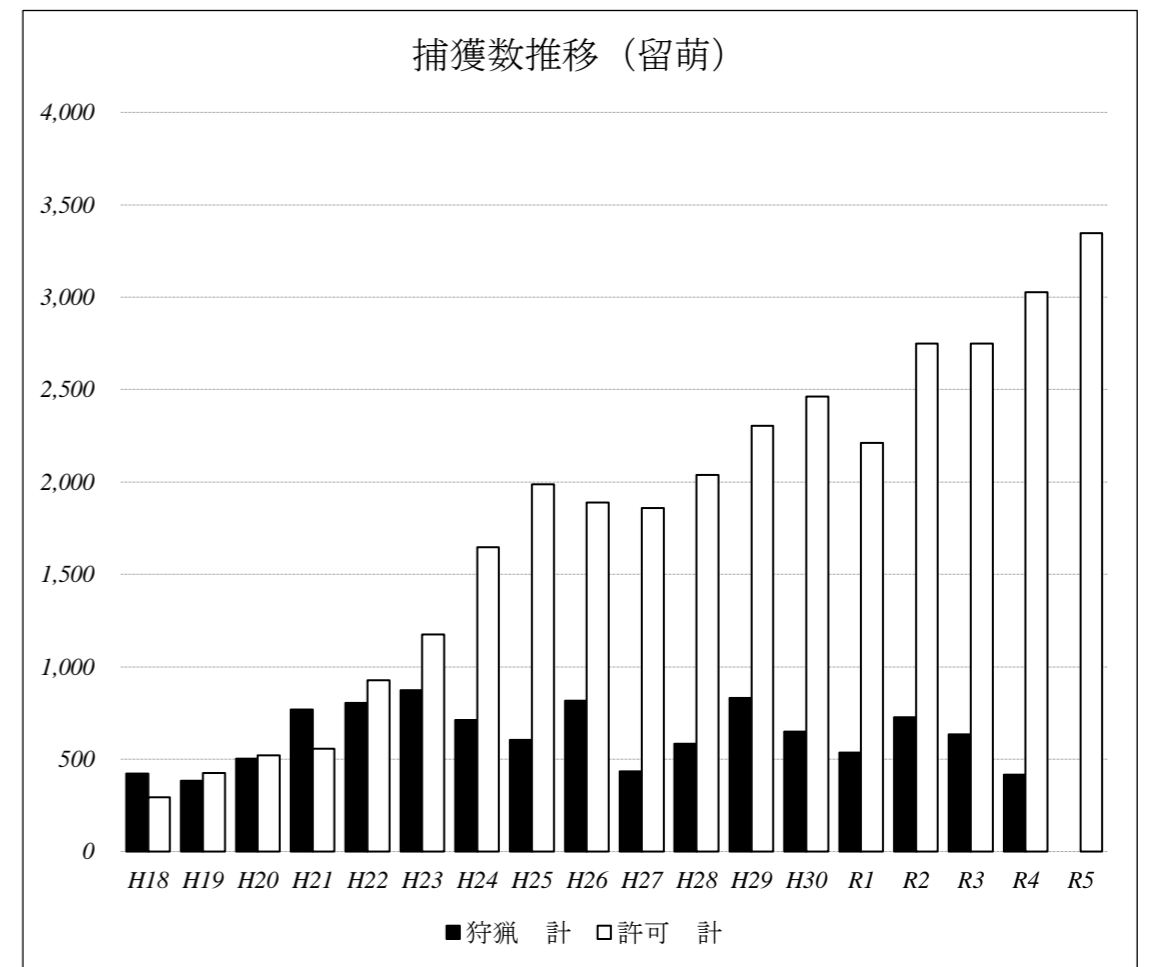
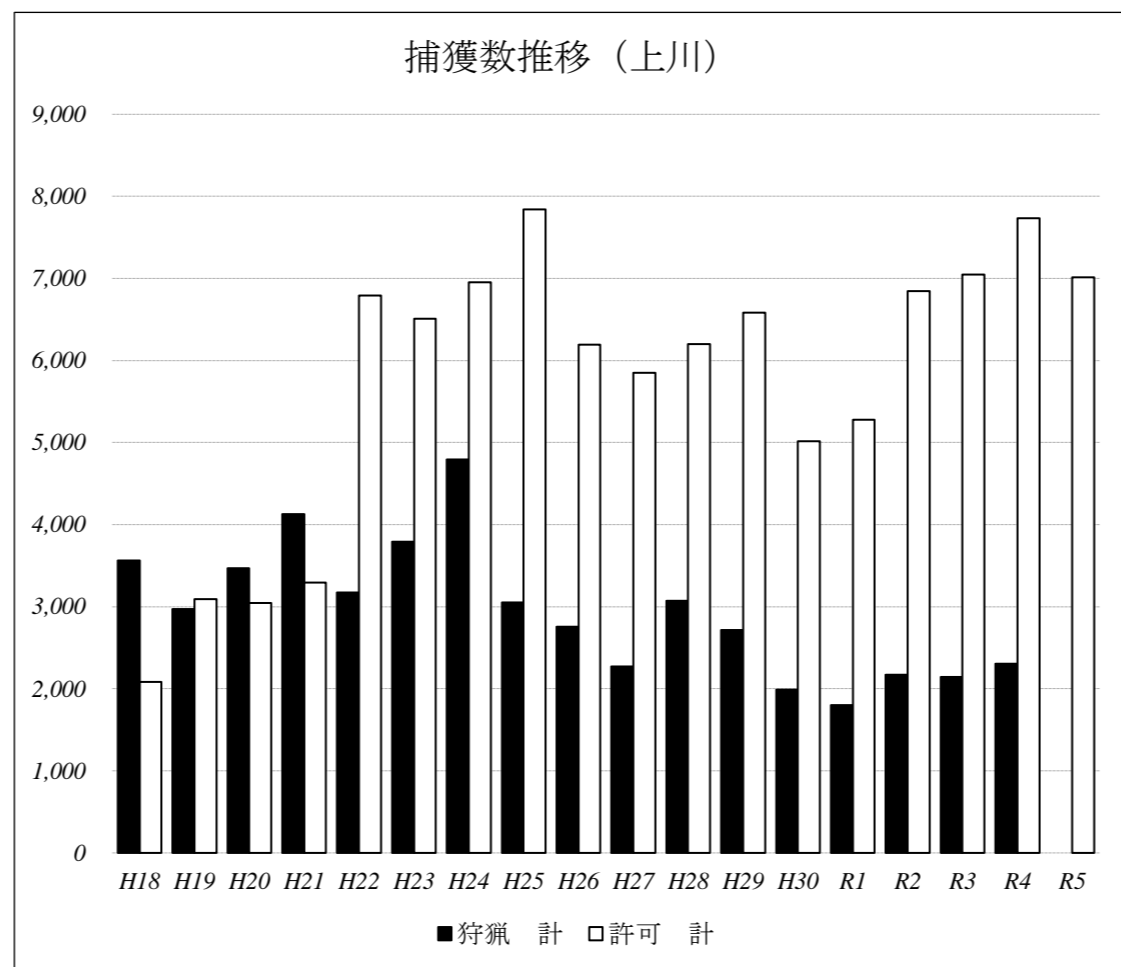
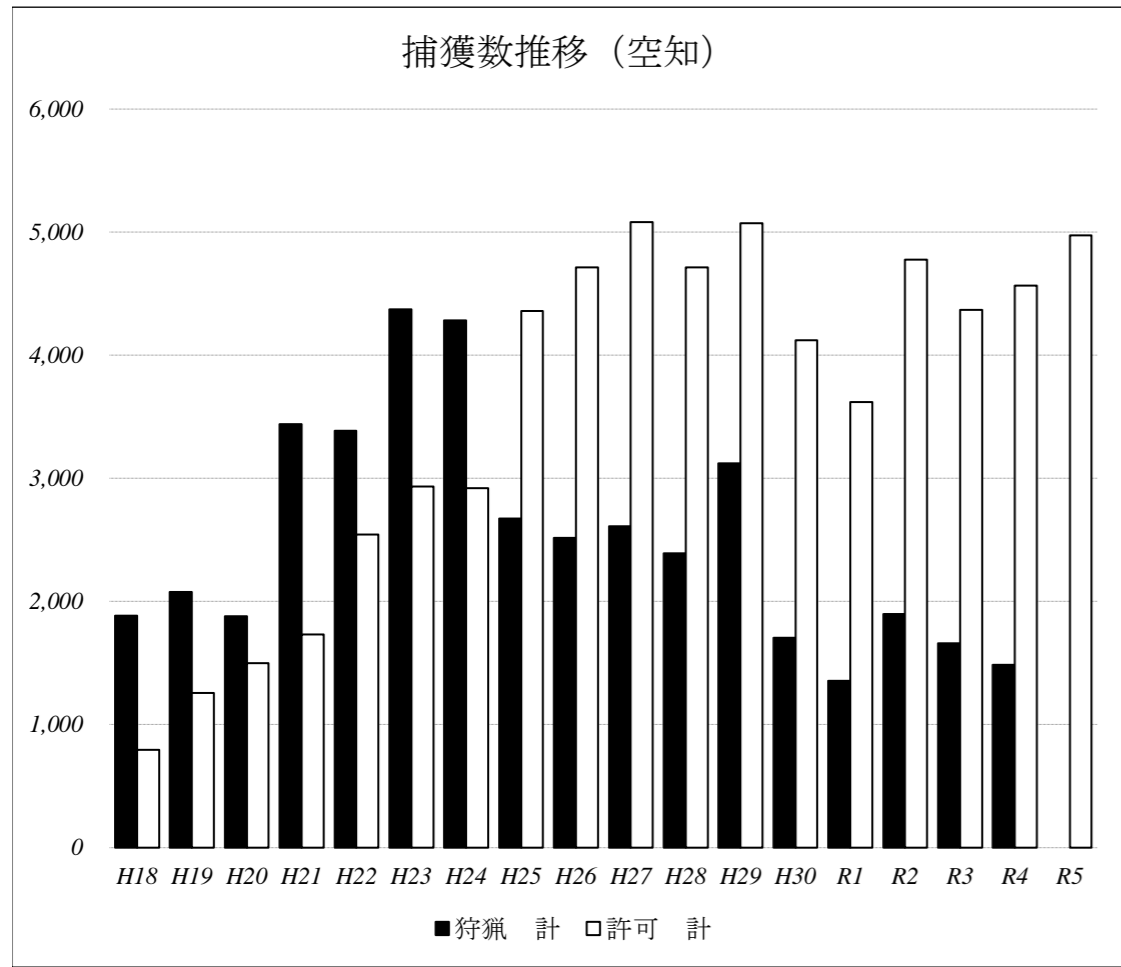
(単位:頭)

振興局		H7	H8	H9	H10	H11	H12	H13	H14	H15	H16	H17	H18	H19	H20	H21	H22	H23	H24	H25	H26	H27	H28	H29	H30	R1	R2	R3	R4	R5	
石狩	オス(狩猟)	0	0	0	0	0	0	0	0	19	74	43	135	141	134	119	137	189	167	229	240	197	251	347	232	334	316	289	486		
	メス(狩猟)	0	0	0	0	0	0	0	0	0	53	43	157	133	160	127	161	165	196	309	302	184	373	461	211	240	277	251	519		
	狩猟計	0	0	0	0	0	0	0	0	19	127	86	292	274	294	246	298	354	363	538	542	381	624	808	443	574	593	540	1,005	0	
	オス(許可(計	2	19	6	12	14	18	26	26	26	79	94	68	63	43	120	124	102	190	223	256	331	429	491	489	501	524	659	844	958	778
	メス(許可(計	4	5	0	9	12	11	9	13	68	109	117	85	47	70	100	85	164	190	243	287	336	397	450	391	488	484	661	726	807	
	許可計	6	24	6	21	26	29	35	39	147	203	185	148	90	190	224	187	354	413	499	618	765	888	939	892	1,012	1,143	1,505	1,684	1,585	
	石狩計	6	24	6	21	26	29	35	39	166	330	271	440	364	484	470	485	708	776	1,037	1,160	1,146	1,512	1,747	1,335	1,586	1,736	2,045	2,689	1,585	
胆振	オス(狩猟)	757	473	776	1,082	1,150	933	1,125	1,133	1,232	1,484	1,659	1,399	1,539	1,968	2,478	1,767	2,982	2,258	2,115	1,892	1,839	2,229	1,938	1,553	1,152	1,674	2,156	1,777		
	メス(狩猟)	0	0	0	0	750	693	1,021	910	1,069	1,483	1,797	1,953	1,732	2,546	3,436	3,201	4,241	4,442	4,077	3,543	3,078	3,630	3,112	1,795	1,449	2,209	2,666	2,498		
	狩猟計	757	473	776	1,082	1,900	1,626	2,146	2,043	2,301	2,967	3,456	3,352	3,271	4,514	5,914	4,968	7,223	6,700	6,192	5,435	4,917	5,859	5,050	3,348	2,601	3,883	4,822	4,275	0	
	オス(許可(計	136	183	233	239	151	360	270	304	498	531	572	644	781	833	969	1,821	2,904	2,356	2,984	3,189	2,611	3,154	3,213	3,119	3,169	3,865	5,233	5,088	5,500	
	メス(許可(計	133	170	221	219	189	389	292	391	566	648	806	1,100	1,077	1,302	1,558	2,687	4,295	3,681	5,437	5,372	4,027	4,327	4,222	3,545	3,585	4,382	5,893	5,757	6,994	
	許可計	269	353	454	458	340	749	562	695	1,064	1,179	1,378	1,744	1,858	2,135	2,527	4,508	7,199	6,037	8,421	8,561	6,638	7,481	7,435	6,664	6,754	8,247	11,126	10,845	12,494	
	胆振計	1,026	826	1,230	1,540	2,240	2,375	2,708	2,738	3,365	4,146	4,834	5,096	5,129	6,649	8,441	9,476	14,422	12,737	14,613	13,996	11,555	13,340	12,485	10,012	9,355	12,130	15,948	15,120	12,494	
日高	オス(狩猟)	1,683	1,783	1,828	3,253	2,960	3,295	2,873	3,248	2,824	3,347	3,931	3,228	2,951	3,875	4,266	3,468	4,442	3,175	2,385	1,592	1,404	1,346	1,607	1,408	1,061	1,035	1,073	908		
	メス(狩猟)	1	0	0	0	1,830	2,046	2,169	2,179	2,465	3,700	5,430	4,434	3,597	4,897	6,640	5,871	5,938	4,541	3,011	2,399	1,639	1,655	2,297	1,416	1,130	1,124	1,366	1,034		
	狩猟計	1,684	1,783	1,828	3,253	4,790	5,341	5,042	5,427	5,289	7,047	9,361	7,662	6,548	8,772	10,906	9,339	10,380	7,716	5,396	3,991	3,043	3,001	3,904	2,824	2,191	2,159	2,439	1,942	0	
	オス(許可(計	357	409	500	460	576	693	486	561	799	1,031	1,647	1,754	1,788	2,124	2,354	3,433	5,206	6,325	6,611	7,573	6,596	6,276	8,029	6,908	6,820	8,045	11,072	8,609	8,969	
	メス(許可(計	292	359	451	481	562	749	608	818	1,171	1,551	2,454	2,931	3,662	4,096	4,790	6,833	9,997	10,410	12,169	12,885	9,635	8,294	10,158	7,450	7,302	8,398	10,876	8,849	9,118	
	許可計	649	768	951	941	1,138	1,442	1,094	1,379	1,970	2,582	4,101	4,685	5,450	6,220	7,144	10,266	15,203	16,735	18,780	20,458	16,231	14,570	18,187	14,358	14,122	16,443	21,948	17,458	18,087	
	日高計	2,040	2,192	2,328	3,713	3,536	3,988	3,359	3,809	3,623	4,378	5,578	4,982	4,739	5,999	6,620	6,901	9,648	9,500	8,996	9,165	8,000	7,622	9,636	8,316	7,881	9,080	12,145	9,517	8,969	
中部地域	293	359	451	481	2,392	2,795	2,777	2,997	3,636	5,251	7,884	7,365	7,259	8,993	11,430	12,704	15,935	14,951	15,180	15,284	11,274	9,949	12,455	8,866	8,432	9,522	12,242	9,883	9,118		
合計	2,333	2,551	2,779	4,194	5,928	6,783	6,136	6,806	7,259	9,629	13,462	12,347	11,998	14,992	18,050	19,605	25,583	24,451	24,176	24,449	19,274	17,571	22,091	17,182	16,313	18,602	24,387	19,400	18,087		
中部地域	オス(狩猟)	2,440	2,256	2,604	4,335	4,110	4,228	3,998	4,381	4,075	4,905	5,633	4,762	4,631	5,977	6,863	5,372	7,613	5,600	4,729	3,724	3,440	3,826	3,892	3,193	2,547	3,025	3,518	3,171	3,038	
	メス(狩猟)	1	0	0	0	2,580	2,739	3,190	3,089	3,534	5,236	7,270	6,544	5,462	7,603	10,203	9,233	10,344	9,179	7,397	6,244	4,901	5,658	5,870	3,422	2,819	3,610	4,283	4,051	3,895	
	狩猟計	2,441	2,256	2,604	4,335	6,690	6,967	7,188	7,470	7,609	10,141	12,903	11,306	10,093	13,580	17,066	14,605	17,957	14,779	12,126	9,968	8,341	9,484	9,762	6,615	5,366	6,635	7,801	7,222	6,933	
	オス(許可(計	495	611	739	711	741	1,071	782	891	1,376	1,656	2,287	2,461	2,612	3,077	3,447	5,356	8,300	8,904	9,851	11,093	9,636	9,921	11,731	10,528	10,513	12,569	17,149	14,655	15,247	
	メス(許可(計	429	534	672	709	763	1,149	909	1,222	1,805	2,308	3,377	4,116	4,786	5,468	6,448	9,605	14,456	14,281	17,849	18,544	13,998	13,018	14,830	11,386	11,375	13,264	17,430	15,332	16,919	
	許可計	924	1,145	1,411	1,420	1,504	2,220	1,691	2,113	3,181	3,964	5,664	6,577	7,398	8,545	9,895	14,961	22,756	23,185	27,700	29,637	23,634	22,939	26,561	21,914	21,888	25,833	34,579	29,987	32,166	
	中部地域計	2,935	2,867	3,343	5,046	4,851	5,299	4,780	5,272	5,451	6,561	7,920	7,223	7,243	9,054	10,310	10,728	15,913	14,504	14,580	14,817	13,076	13,747	15,623	13,721	13,060	15,594	20,667	17,826	18,285	
合計	430	534	672	709	3,343	3,888	4,099	4,311	5,339	7,544	10,647	10,660	10,248	13,071	16,651	18,838	24,800	23,460	25,246	24,788	18,899	18,676	20,700	14,808	14,194	16,874	21,713	19,383	20,814		

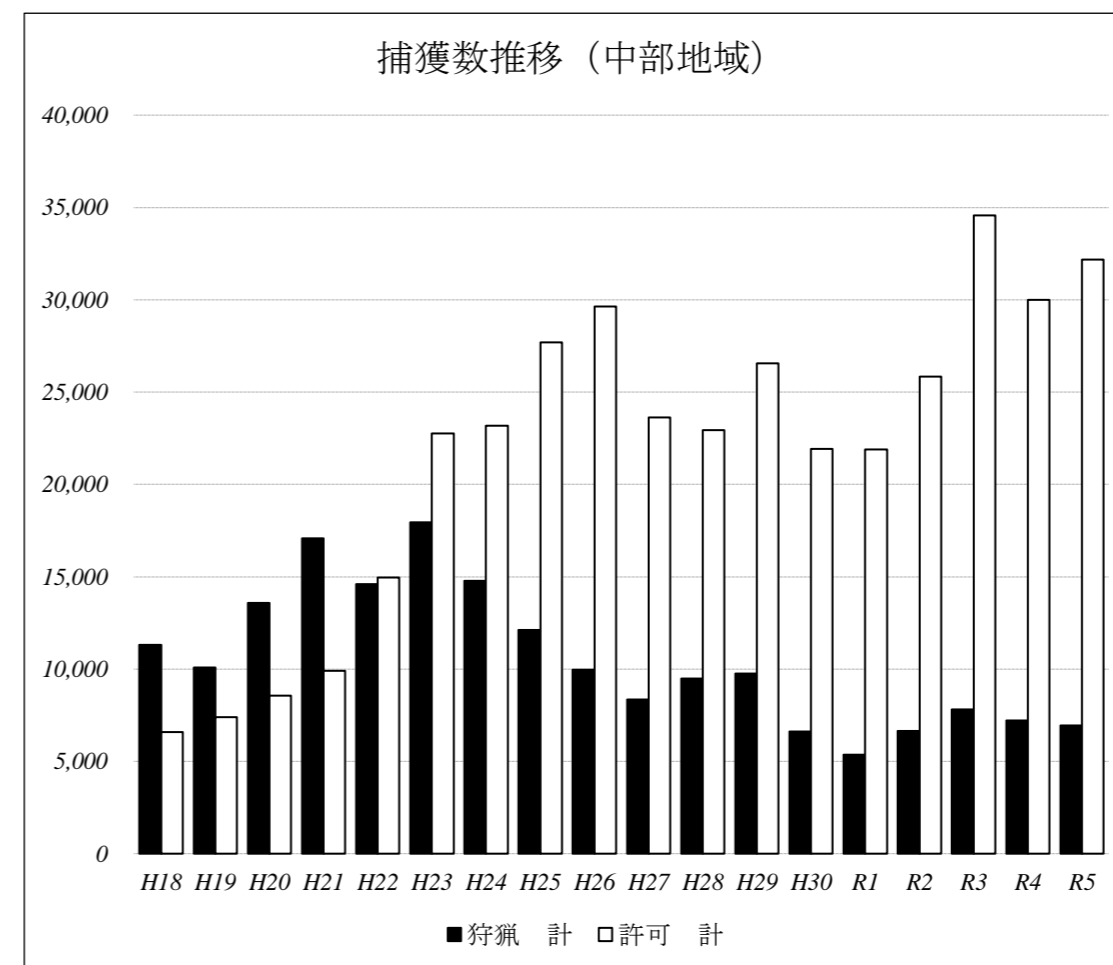
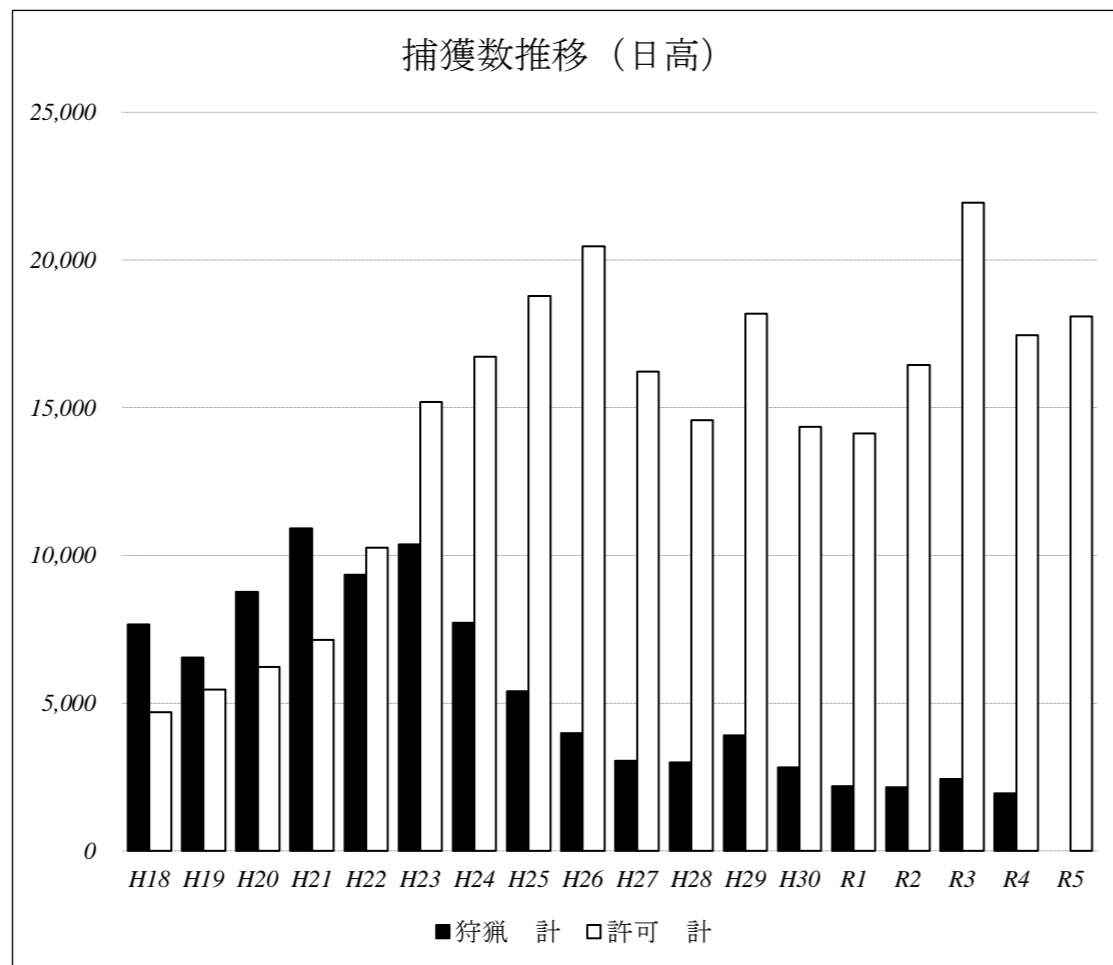
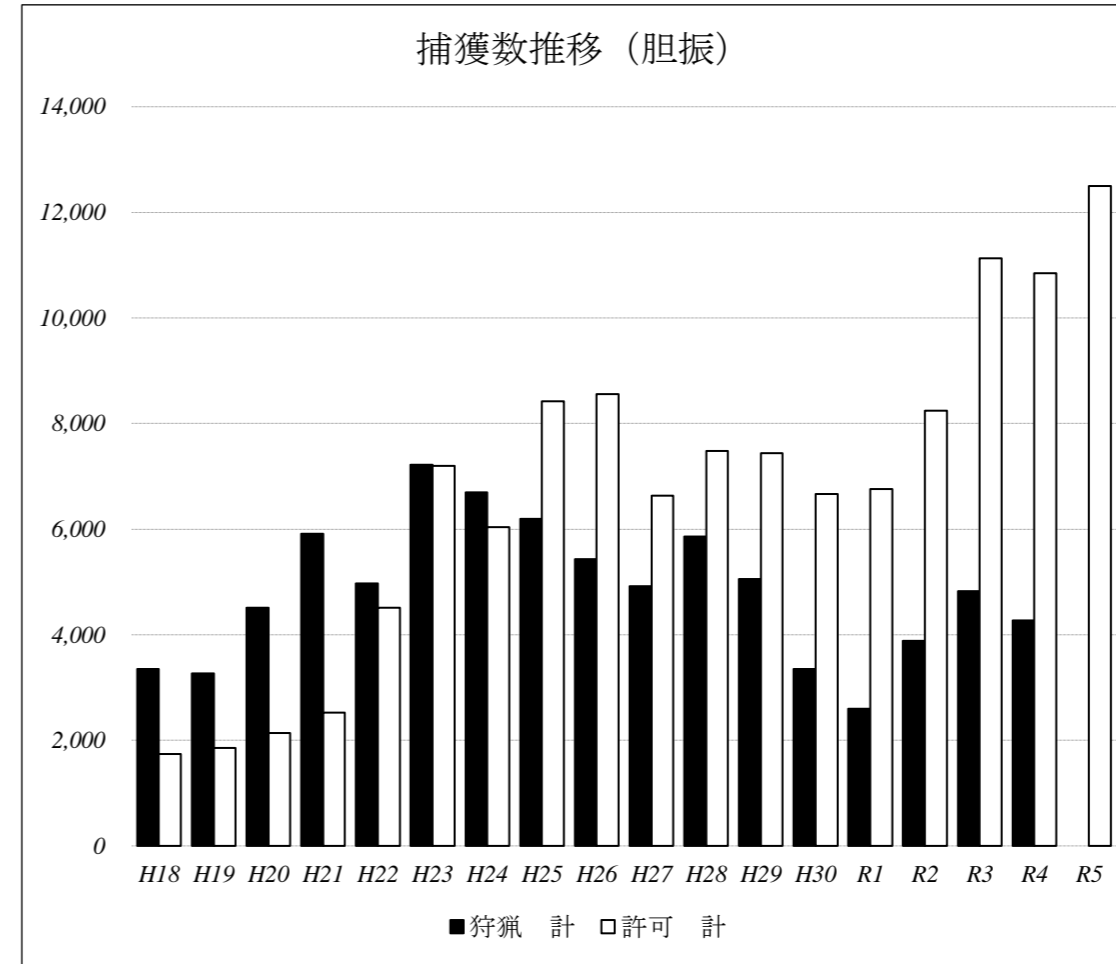
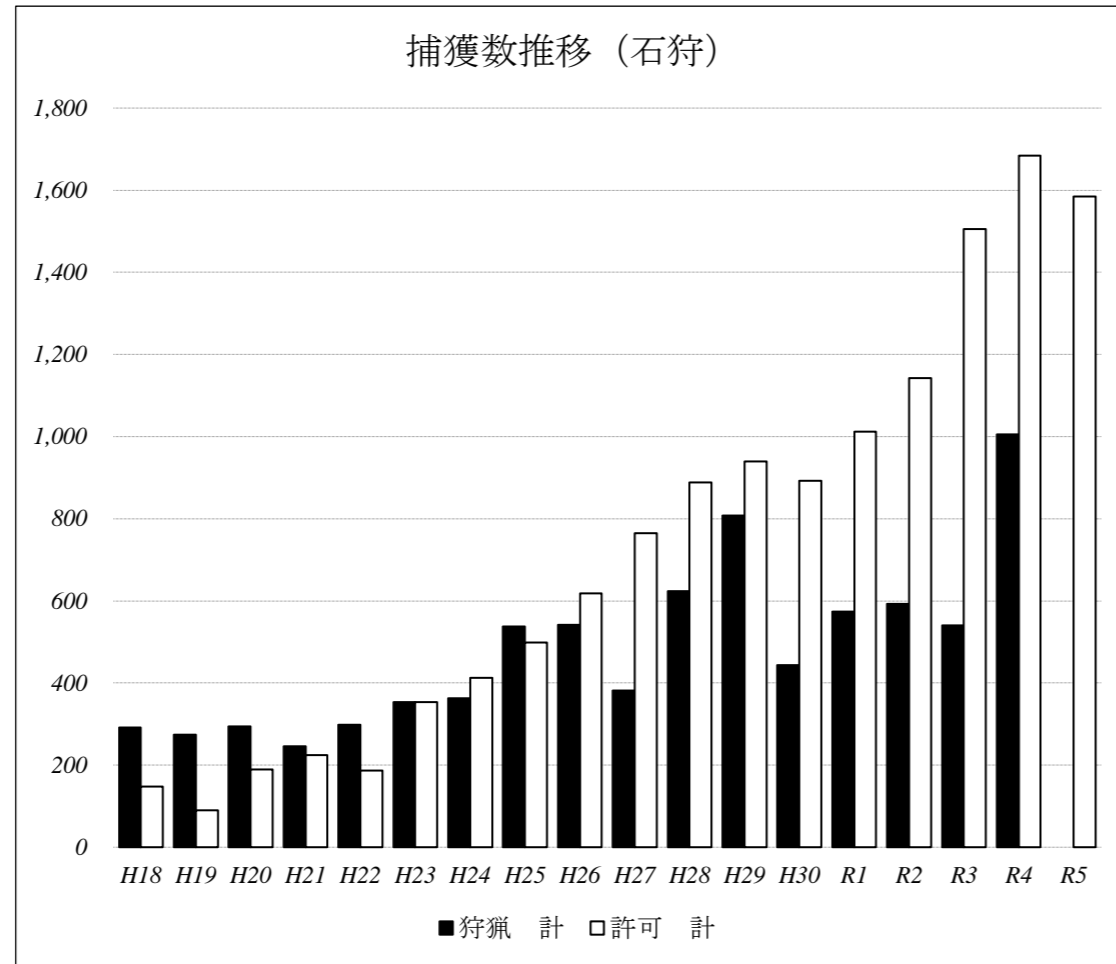
振興局		H7	H8	H9	H10	H11	H12	H13	H14	H15	H16	H17	H18	H19	H20	H21	H22	H23	H24	H25	H26	H27	H28	H29	H30	R1	R2	R3	R4	R5
後志	オス(狩猟)	0	0	0	0	0	0	0	0	0	0	71	63	71	100	146	108	122	168	156	193	177	174	210	142	185	182	248	195	
	メス(狩猟)	0	0	0	0	0	0	0	0	0	0	57	24	61	57	91	118	55	183	142	158	160	167	178	103	111	196	416	207	
	狩猟 計	0	0	0	0	0	0	0	0	0	0	128	87	132	157	237	226	177	351	298	351	337	341	388	245	296	378	664	402	0
	オス(許可(計	1	0	0	2	0	0	4	10	7	20	13	4	4	15	14	52	77	106	93	230	263	273	332	389	549	979	1,089	1,102	1,485
	メス(許可(計	1	0	0	0	0	0	0	0	4	7	11	5	4	12	17	41	55	93	153	198	199	291	348	403	450	888	1,076	1,127	1,529
	許可 計	2	0	0	2	0	0	4	10	11	27	24	9	8	27	31	93	132	199	246	428	462	564	680	792	999	1,867	2,165	2,229	3,014
	後志計	2	0	0	2	0	0	4	10	11	27	152	96	140	184	268	319	309	550	544	779	799	905	1,068	1,037	1,295	2,245	2,829	2,631	3,014
渡島	オス(狩猟)	0	0	0	0	0	0	0	0	0	0	168	136	158	189	227	261	256	338	343	304	337	329	431	451	335	393	444	397	
	メス(狩猟)	0	0	0	0	0	0	0	0	0	0	203	128	187	220	266	278	397	387	412	306	389	455	601	548	485	578	704	592	
	狩猟 計	0	0	0	0	0	0	0	0	0	0	371	264	345	409	493	539	653	725	755	610	726	784	1,032	999	820	971	1,148	989	0
	オス(許可(計	0	2	7	8	6	2	5	6	16	16	11	16	13	26	23	103	168	138	214	182	286	343	461	497	494	706	834	957	696
	メス(許可(計	2	1	0	5	7	3	3	2	16	7	12	2	10	31	31	114	232	294	330	280	358	381	651	595	757	837	1,164	1,332	912
	許可 計	2	3	7	13	13	5	8	8	32	23	23	18	23	57	54	217	400	432	544	462	644	724	1,112	1,092	1,251	1,543	1,998	2,289	1,608
	渡島計	2	3	7	13	13	5	8	8	32	23	394	282	368	466	547	756	1,053	1,157	1,299	1,072	1,370	1,508	2,144	2,091	2,071	2,514	3,146	3,278	1,608
檜山	オス(狩猟)	0	0	0	0	0	0	0	0	0	0	3	13	9	23	22	32	33	45	43	53	50	38	65	42	40	54	70	57	
	メス(狩猟)	0	0	0	0	0	0	0	0	0	0	0	3	5	4	8	13	22	38	28	41	34	24	45	42	22	43	51	66	
	狩猟 計	0	0	0	0	0	0	0	0	0	0	3	16	14	27	30	45	55	83	71	94	84	62	110	84	62	97	121	123	0
	オス(許可(計	0	0	1	0	0	0	1	0	0	0	0	2	2	1	4	11	1	11	32	31	64	75	110	60	105	210	248	253	303
	メス(許可(計	0	0	0	0	0	0	0	0	0	0	0	1	0	0	0	1	3	4	30	32	42	49	93	62	72	175	178	227	284
	許可 計	0	0	1	0	0	0	1	0	0	0	3	2	1	4	12	4	15	62	63	106	124	203	122	177	385	426	480	587	
	檜山計	0	0	1	0	0	0	1	0	0	0	3	19	16	28	34	57	59	98	133	157	190	186	313	206	239	482	547	603	587
南部地域 合計	オス(狩猟)	0	0	0	0	0	0	0	0	0	0	242	212	238	312	395	401	411	551	542	550	564	541	706	635	560	629	762	649	622
	メス(狩猟)	0	0	0	0	0	0	0	0	0	0	260	155	253	281	365	409	474	608	582	505	583	646	824	693	618	817	1,171	865	832
	狩猟 計	0	0	0	0	0	0	0	0	0	0	502	367	491	593	760	810	885	1,159	1,124	1,055	1,147	1,187	1,530	1,328	1,178	1,446	1,933	1,514	1,454
	オス(許可(計	1	2	8	10	6	2	10	16	23	36	24	22	19	42	41	166	246	255	339	443	613	691	903	946	1,148	1,895	2,171	2,312	2,484
	メス(許可(計	3	1	0	5	7	3	3	2	20	14	23	8	14	43	48	156	290	391	513	510	599	721	1,092	1,060	1,279	1,900	2,418	2,686	2,725
	許可 計	4	3	8	15	13	5	13	18	43	50	47	30	33	85	89	322	536	646	852	953	1,212	1,412	1,995	2,006	2,427	3,795	4,589	4,998	5,209
	南部地域 計	4	3	8	15	13	5	13	18	43	50	549	397	524	678	849	1,132	1,421	1,805	1,976	2,008	2,359	2,599	3,525	3,334	3,605	5,241	6,522	6,512	6,663
全道 合計	オス(狩猟)	22,370	19,611	20,650	32,069	23,359	24,797	19,753	20,921	20,388	21,861	22,525	18,783	18,916	22,605	24,650	21,699	28,157	26,890	18,281	17,692	16,772	16,545	17,566	16,225	13,848	15,151	15,830	16,072	15,399
	メス(狩猟)	3,196	3,312	4,695	18,687	16,959	21,115	16,499	16,681	17,439	23,279	27,294	23,321	23,197	26,976	35,124	33,581	40,090	42,381	27,514	26,204	22,212	22,090	22,308	16,076	13,725	17,180	18,288	18,324	17,619
	狩猟 計	25,566	22,923	25,345	50,756	40,318	45,912	36,252	37,602	37,827	45,140	49,819	42,104	42,113	49,581	59,774	55,280	68,247	69,271	45,795	43,896	38,984	38,635	39,874	32,301	27,573	32,331	34,118	34,396	33,018
	オス(許可(計	7,521	11,540	13,530	12,161	10,840	9,556	9,359	8,375	8,782	8,931	10,494	10,142	10,726	12,158	13,674	18,490	24,602	26,063	28,727	32,559	31,160	31,191	35,222	34,244	34,660	43,654	49,889	49,277	51,844
	メス(許可(計	7,306	12,172	16,011	21,612	19,851	16,253	15,034	13,907	13,887	15,639	18,044	19,303	20,117	21,233	23,908	35,350	44,783	49,080	57,717	60,566	54,482	50,587	53,008	45,687	44,541	53,517	59,186	61,316	64,768
	許可 計	14,827	23,712	29,541	33,773	30,691	25,809	24,393	22,282	22,669	24,570	28,538	29,445	30,843	33,391	37,582	53,840	69,385	75,143	86,444	93,125	85,642	81,778	88,230	79,931	79,201	97,171	109,075	110,593	116,612
	全道合計	40,393	46,635	54,886	84,529	71,009	71,721	60,645	59,884	60,496	69,710	78,357	71,549	72,956	82,972	97,356	109,120	137,632	144,414	132,239	137,021	124,626	120,413	128,104	112,232	106,774	129,502	143,193	144,989	149,630



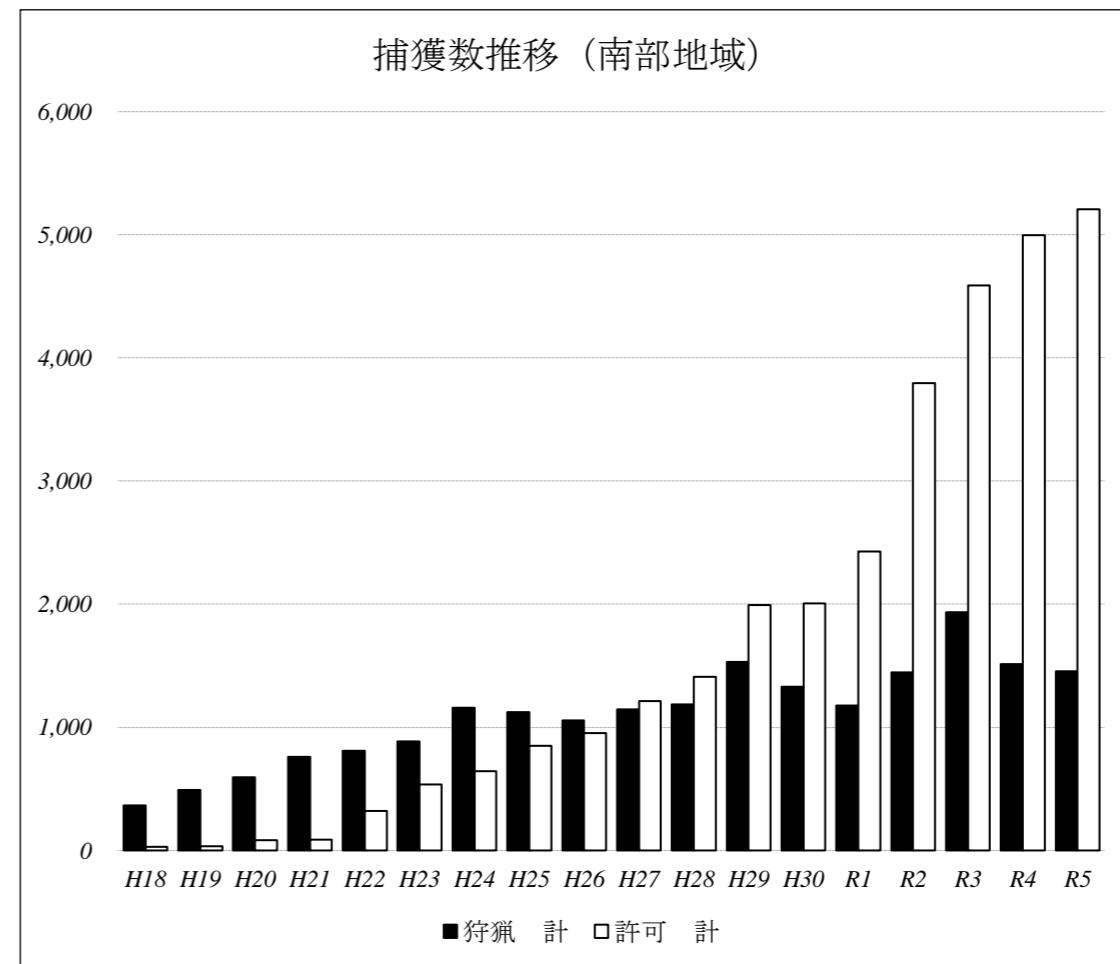
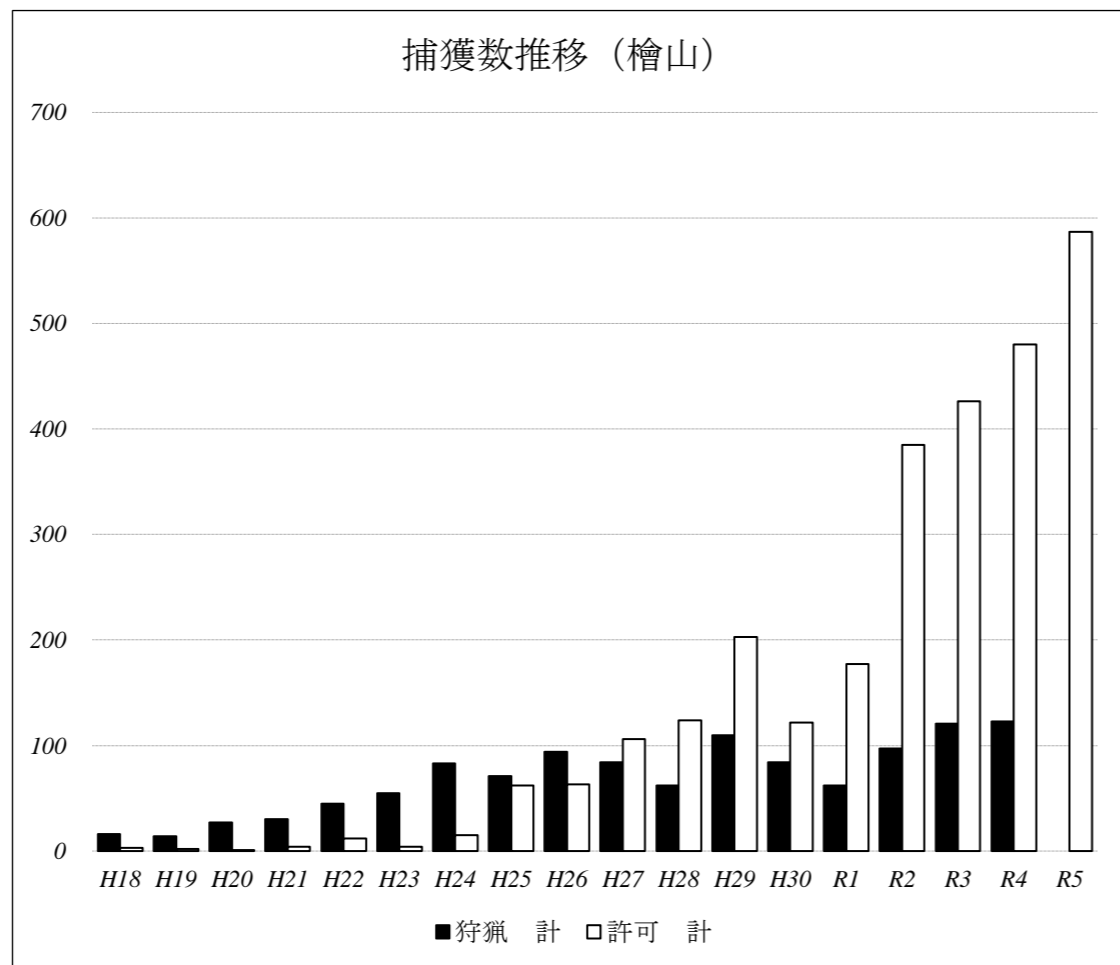
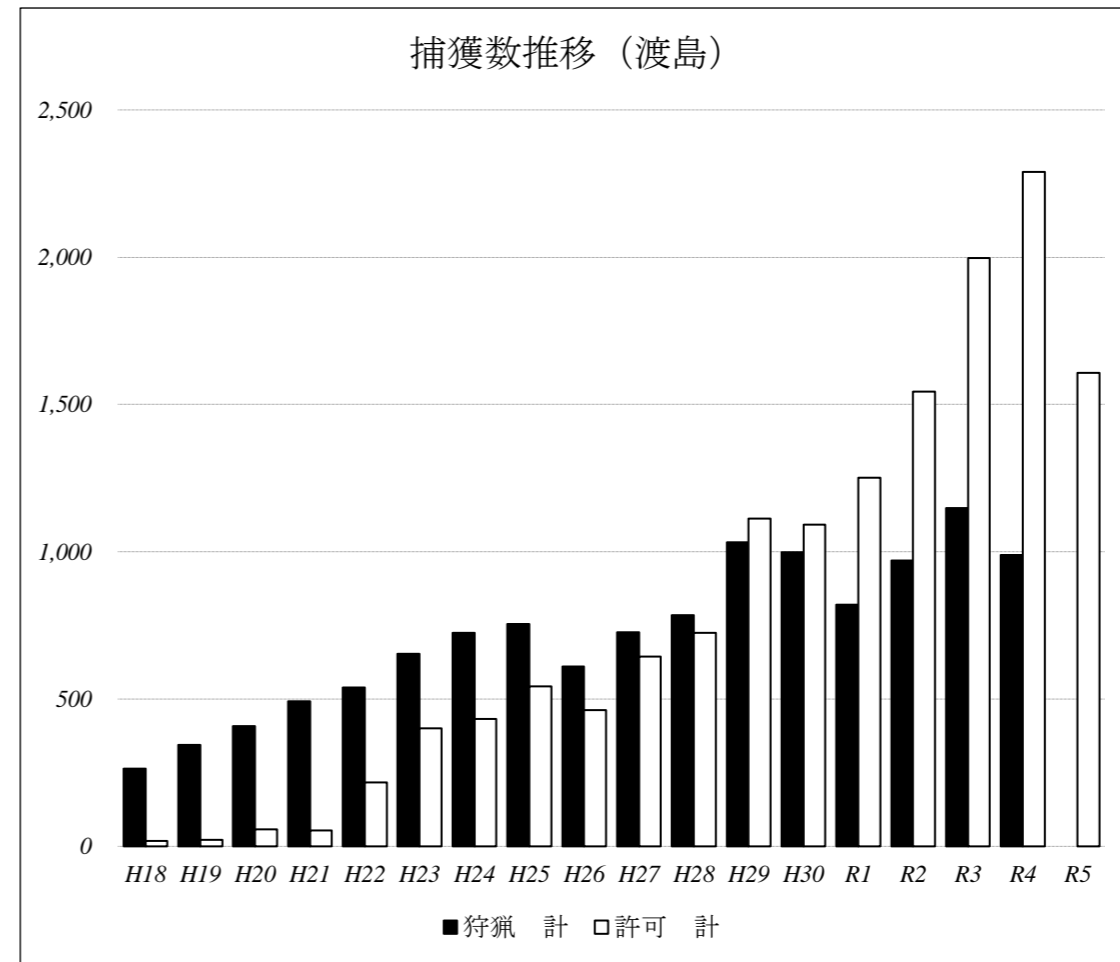
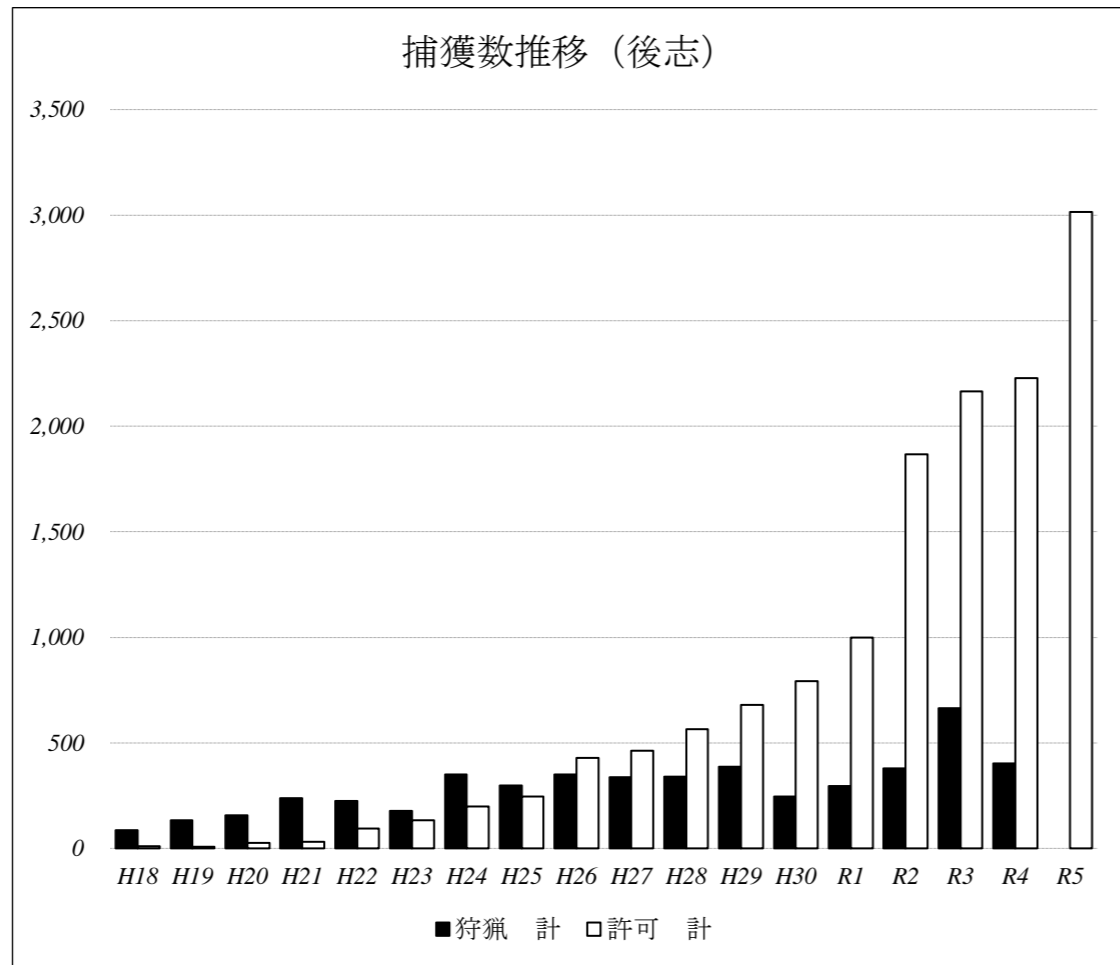
東部地域



北部地域



中部地域



南部地域

振興局		H18	H19	H20	H21	H22	H23	H24	H25	H26	H27	H28	H29	H30	R1	R2	R3	R4	R5
オホーツク	オス(狩猟)	2,358	2,202	3,091	1,776	2,589	3,612	3,369	1,514	1,858	1,779	1,494	1,460	1,501	1,154	1,434	1,437	1,870	
	メス(狩猟)	2,683	2,433	3,036	2,269	3,522	4,934	5,330	2,081	2,385	2,007	1,596	1,179	945	797	1,150	1,107	1,515	
	メス比率	53.2%	52.5%	49.6%	56.1%	57.6%	57.7%	61.3%	57.9%	56.2%	53.0%	51.7%	44.7%	38.6%	40.9%	44.5%	43.5%	44.8%	-
	狩猟計	5,041	4,635	6,127	4,045	6,111	8,546	8,699	3,595	4,243	3,786	3,090	2,639	2,446	1,951	2,584	2,544	3,385	0
	オス(許可(11～3月))	90	39	124	58	322	515	830	486	959	1,364	1,031	1,052	587	728	1,372	1,380	1,707	1,764
	メス(許可(11～3月))	164	141	161	64	470	666	1,244	857	1,334	2,307	1,664	1,456	712	781	1,504	1,552	1,928	2,016
	計	254	180	285	122	792	1,181	2,074	1,343	2,293	3,671	2,695	2,508	1,299	1,509	2,876	2,932	3,635	3,780
	オス(狩猟期計)	2,448	2,241	3,215	1,834	2,911	4,127	4,199	2,000	2,817	3,143	2,525	2,512	2,088	1,882	2,806	2,817	3,577	1,764
	メス(狩猟期計)	2,847	2,574	3,197	2,333	3,992	5,600	6,574	2,938	3,719	4,314	3,260	2,635	1,657	1,578	2,654	2,659	3,443	2,016
	計	5,295	4,815	6,412	4,167	6,903	9,727	10,773	4,938	6,536	7,457	5,785	5,147	3,745	3,460	5,460	5,476	7,020	3,780
	オス(許可(4～10月))	1,543	1,374	1,926	1,832	1,843	2,131	2,386	2,145	2,436	2,263	1,982	2,258	2,628	2,906	3,395	3,891	4,077	4,104
	メス(許可(4～10月))	2,214	2,692	2,537	3,031	3,526	4,321	4,844	4,996	5,197	4,085	3,739	3,748	3,930	3,696	4,094	4,271	5,033	5,394
	計	3,757	4,066	4,463	4,863	5,369	6,452	7,230	7,141	7,633	6,348	5,721	6,006	6,558	6,602	7,489	8,162	9,110	9,498
	オス(許可(計))	1,633	1,413	2,050	1,890	2,165	2,646	3,216	2,631	3,395	3,627	3,013	3,310	3,215	3,634	4,767	5,271	5,784	5,868
	メス(許可(計))	2,378	2,833	2,698	3,095	3,996	4,987	6,088	5,853	6,531	6,392	5,403	5,204	4,642	4,477	5,598	5,823	6,961	7,410
	メス比率	59.3%	66.7%	56.8%	62.1%	64.9%	65.3%	65.4%	69.0%	65.8%	63.8%	64.2%	61.1%	59.1%	55.2%	54.0%	52.5%	54.6%	55.8%
許可計	4,011	4,246	4,748	4,985	6,161	7,633	9,304	8,484	9,926	10,019	8,416	8,514	7,857	8,111	10,365	11,094	12,745	13,278	
オス(計)	3,991	3,615	5,141	3,666	4,754	6,258	6,585	4,145	5,253	5,406	4,507	4,770	4,716	4,788	6,201	6,708	7,654	5,868	
メス(計)	5,061	5,266	5,734	5,364	7,518	9,921	11,418	7,934	8,916	8,399	6,999	6,383	5,587	5,274	6,748	6,930	8,476	7,410	
メス比率	55.9%	59.3%	52.7%	59.4%	61.3%	61.3%	63.4%	65.7%	62.9%	60.8%	60.8%	57.2%	54.2%	52.4%	52.1%	50.8%	52.5%	55.8%	
オホーツク計	9,052	8,881	10,875	9,030	12,272	16,179	18,003	12,079	14,169	13,805	11,506	11,153	10,303	10,062	12,949	13,638	16,130	13,278	
十勝	オス(狩猟)	2,804	3,240	3,783	4,318	3,452	4,432	4,877	2,253	2,570	2,563	2,301	2,629	2,590	1,906	2,219	2,282	2,102	
	メス(狩猟)	3,367	4,580	4,555	5,937	5,282	5,951	6,937	3,452	3,547	3,468	2,649	2,639	2,147	1,735	2,243	2,147	2,017	
	メス比率	54.6%	58.6%	54.6%	57.9%	60.5%	57.3%	58.7%	60.5%	58.0%	57.5%	53.5%	50.1%	45.3%	47.7%	50.3%	48.5%	49.0%	-
	狩猟計	6,171	7,820	8,338	10,255	8,734	10,383	11,814	5,705	6,117	6,031	4,950	5,268	4,737	3,641	4,462	4,429	4,119	0
	オス(許可(11～3月))	86	59	7	41	68	78	224	267	373	391	409	295	485	520	622	558	631	573
	メス(許可(11～3月))	150	98	24	69	188	157	483	629	919	858	811	614	638	661	797	1,002	899	1,032
	計	236	157	31	110	256	235	707	896	1,292	1,249	1,220	909	1,123	1,181	1,419	1,560	1,530	1,605
	オス(狩猟期計)	2,890	3,299	3,790	4,359	3,520	4,510	5,101	2,520	2,943	2,954	2,710	2,924	3,075	2,426	2,841	2,840	2,733	573
	メス(狩猟期計)	3,517	4,678	4,579	6,006	5,470	6,108	7,420	4,081	4,466	4,326	3,460	3,253	2,785	2,396	3,040	3,149	2,916	1,032
	計	6,407	7,977	8,369	10,365	8,990	10,618	12,521	6,601	7,409	7,280	6,170	6,177	5,860	4,822	5,881	5,989	5,649	1,605
	オス(許可(4～10月))	1,452	1,566	1,706	2,068	2,128	2,684	2,545	2,860	2,968	3,170	3,013	3,411	3,545	3,890	5,064	5,253	5,290	5,813
	メス(許可(4～10月))	3,155	2,915	2,616	3,138	3,806	5,048	4,479	5,554	5,767	6,252	5,513	5,711	5,047	5,184	6,644	6,751	6,763	7,432
	計	4,607	4,481	4,322	5,206	5,934	7,732	7,024	8,414	8,735	9,422	8,526	9,122	8,592	9,074	11,708	12,004	12,053	13,245
	オス(許可(計))	1,538	1,625	1,713	2,109	2,196	2,762	2,769	3,127	3,341	3,561	3,422	3,706	4,030	4,410	5,686	5,811	5,921	6,386
	メス(許可(計))	3,305	3,013	2,640	3,207	3,994	5,205	4,962	6,183	6,686	7,110	6,324	6,325	5,685	5,845	7,441	7,753	7,662	8,464
	メス比率	68.2%	65.0%	60.6%	60.3%	64.5%	65.3%	64.2%	66.4%	66.7%	66.6%	64.9%	63.1%	58.5%	57.0%	56.7%	57.2%	56.4%	57.0%
許可計	4,843	4,638	4,353	5,316	6,190	7,967	7,731	9,310	10,027	10,671	9,746	10,031	9,715	10,255	13,127	13,564	13,583	14,850	
オス(計)	4,342	4,865	5,496	6,427	5,648	7,194	7,646	5,380	5,911	6,124	5,723	6,335	6,620	6,316	7,905	8,093	8,023	6,386	
メス(計)	6,672	7,593	7,195	9,144	9,276	11,156	11,899	9,635	10,233	10,578	8,973	8,964	7,832	7,580	9,684	9,900	9,679	8,464	
メス比率	60.6%	60.9%	56.7%	58.7%	62.2%	60.8%	60.9%	64.2%	63.4%	63.3%	61.1%	58.6%	54.2%	54.5%	55.1%	55.0%	54.7%	57.0%	
十勝計	11,014	12,458	12,691	15,571	14,924	18,350	19,545	15,015	16,144	16,702	14,696	15,299	14,452	13,896	17,589	17,993	17,702	14,850	
釧路	オス(狩猟)	4,340	4,284	4,877	5,897	4,973	6,823	6,398	4,440	4,307	4,041	3,942	4,161	4,493	4,040	3,829	3,712	4,026	
	メス(狩猟)	5,567	6,047	6,711	9,682	8,488	9,723	11,338	7,205	6,956	6,123	5,511	5,260	4,717	4,207	4,805	4,664	4,946	
	メス比率	56.2%	58.5%	57.9%	62.1%	63.1%	58.8%	63.9%	61.9%	61.8%	60.2%	58.3%	55.8%	51.2%	51.0%	55.7%	55.7%	55.1%	-
	狩猟計	9,907	10,331	11,588	15,579	13,461	16,546	17,736	11,645	11,263	10,164	9,453	9,421	9,210	8,247	8,634	8,376	8,972	0
	オス(許可(11～3月))	325	192	163	389	772	1,041	978	783	1,743	1,656	1,676	1,748	2,104	1,689	2,217	2,412	2,509	2,582
	メス(許可(11～3月))	824	309	148	1,125	1,737	2,065	1,950	1,444	3,722	3,901	2,738	2,657	2,532	2,178	3,063	3,018	3,168	2,842
	計	1,149	501	311	1,514	2,509	3,106	2,928	2,227	5,465	5,557	4,414	4,405	4,636	3,867	5,280	5,430	5,677	5,424
	オス(狩猟期計)	4,665	4,476	5,040	6,286	5,745	7,864	7,376	5,223	6,050	5,697	5,618	5,909	6,597	5,729	6,046	6,124	6,535	2,582
	メス(狩猟期計)	6,391	6,356	6,859	10,807	10,225	11,788	13,288	8,649	10,678	10,024	8,249	7,917	7,249	6,385	7,868	7,682	8,114	2,842
	計	11,056	10,832	11,899	17,093	15,970	19,652	20,664	13,872	16,728	15,721	13,867	13,826	13,846	12,114	13,914	13,806	14,649	5,424
	オス(許可(4～10月))	2,432	2,272	2,454	2,623	3,251	3,228	3,726	4,208	4,283	4,088	4,082	4,647	4,701	4,804	6,165	6,020	6,655	7,539
	メス(許可(4～10月))	5,166	4,527	5,133	4,867	6,810	7,361	8,609	9,846	9,060	8,353	7,742	8,360	7,805	7,524	8,273	8,325	10,287	10,755
	計	7,598	6,799	7,587	7,490	10,061	10,589	12,335	14,054	13,343	12,441	11,824	13,007	12,506	12,328	14,438	14,345	16,942	18,294
	オス(許可(計))	2,757	2,464	2,617	3,012	4,023	4,269	4,704	4,991	6,026	5,744	5,758	6,395	6,805	6,493	8,382	8,432	9,164	10,121
	メス(許可(計))	5,990	4,836	5,281	5,992	8,547	9,426	10,559	11,290	12,782	12,254	10,480							

振興局		H18	H19	H20	H21	H22	H23	H24	H25	H26	H27	H28	H29	H30	R1	R2	R3	R4	R5
東部地域 合計	オス(狩猟)	10,608	10,872	12,942	13,213	12,228	16,277	16,008	9,505	9,946	9,591	8,976	9,425	9,776	8,209	8,524	8,651	9,198	8,813
	メス(狩猟)	12,799	14,088	15,285	19,054	18,469	21,846	24,705	13,761	13,962	12,436	10,739	10,036	8,756	7,266	8,816	8,645	9,599	9,230
	メス比率	54.7%	56.4%	54.2%	59.1%	60.2%	57.3%	60.7%	59.1%	58.4%	56.5%	54.5%	51.6%	47.2%	47.0%	50.8%	50.0%	51.1%	51.2%
	狩猟計	23,407	24,960	28,227	32,267	30,697	38,123	40,713	23,266	23,908	22,027	19,715	19,461	18,532	15,475	17,340	17,296	18,797	18,043
	オス(許可(11～3月))	599	397	437	488	1,408	1,897	2,280	1,683	3,521	3,691	3,457	3,372	3,344	3,034	4,402	4,718	5,060	5,231
	メス(許可(11～3月))	1,478	868	765	1,258	2,951	3,274	4,284	3,715	7,427	7,797	6,981	6,014	4,586	4,756	6,596	6,819	7,130	6,923
	計	2,077	1,265	1,202	1,746	4,359	5,171	6,564	5,398	10,948	11,488	10,438	9,386	7,930	7,790	10,998	11,537	12,190	12,154
	オス(狩猟期計)	11,207	11,269	13,379	13,701	13,636	18,174	18,288	11,188	13,467	13,282	12,433	12,797	13,120	11,243	12,926	13,369	14,258	14,044
	メス(狩猟期計)	14,277	14,956	16,050	20,312	21,420	25,120	28,989	17,476	21,389	20,233	17,720	16,050	13,342	12,022	15,412	15,464	16,729	16,153
	計	25,484	26,225	29,429	34,013	35,056	43,294	47,277	28,664	34,856	33,515	30,153	28,847	26,462	23,265	28,338	28,833	30,987	30,197
	オス(許可(4～10月))	5,781	5,755	6,549	7,274	7,730	9,869	9,920	10,859	11,470	11,033	10,595	11,821	12,761	13,252	16,312	17,211	18,239	19,680
	メス(許可(4～10月))	11,477	11,235	11,207	12,263	15,199	18,743	20,879	24,093	23,771	22,008	19,380	20,078	19,701	18,734	21,336	21,989	24,892	26,207
	計	17,258	16,990	17,756	19,537	22,929	28,612	30,799	34,952	35,241	33,041	29,975	31,899	32,462	31,986	37,648	39,200	43,131	45,887
	オス(許可(計))	6,380	6,152	6,986	7,762	9,138	11,766	12,200	12,542	14,991	14,724	14,052	15,193	16,105	16,286	20,714	21,929	23,299	24,911
	メス(許可(計))	12,955	12,103	11,972	13,521	18,150	22,017	25,163	27,808	31,198	29,805	26,361	26,092	24,287	23,490	27,932	28,808	32,022	33,130
	メス比率	67.0%	66.3%	63.2%	63.5%	66.5%	65.2%	67.3%	68.9%	67.5%	66.9%	65.2%	63.2%	60.1%	59.1%	57.4%	56.8%	57.9%	57.1%
	許可計	19,335	18,255	18,958	21,283	27,288	33,783	37,363	40,350	46,189	44,529	40,413	41,285	40,392	39,776	48,646	50,737	55,321	58,041
	オス(計)	16,988	17,024	19,928	20,975	21,366	28,043	28,208	22,047	24,937	24,315	23,028	24,618	25,881	24,495	29,238	30,580	32,497	33,724
	メス(計)	25,754	26,191	27,257	32,575	36,619	43,863	49,868	41,569	45,160	42,241	37,100	36,128	33,043	30,756	36,748	37,453	41,621	42,360
	メス比率	60.3%	60.6%	57.8%	60.8%	63.2%	61.0%	63.9%	65.3%	64.4%	63.5%	61.7%	59.5%	56.1%	55.7%	55.7%	55.1%	56.2%	55.7%
東部地域計	42,742	43,215	47,185	53,550	57,985	71,906	78,076	63,616	70,097	66,556	60,128	60,746	58,924	55,251	65,986	68,033	74,118	76,084	
空知	オス(狩猟)	841	909	856	1,450	1,305	1,887	1,626	1,013	956	1,106	1,043	1,228	807	671	956	778	745	
	メス(狩猟)	1,045	1,169	1,022	1,992	2,081	2,485	2,656	1,660	1,561	1,507	1,348	1,893	897	683	944	884	741	
	メス比率	55.4%	56.3%	54.4%	57.9%	61.5%	56.8%	62.0%	62.1%	62.0%	57.7%	56.4%	60.7%	52.6%	50.4%	49.7%	53.2%	49.9%	-
	狩猟計	1,886	2,078	1,878	3,442	3,386	4,372	4,282	2,673	2,517	2,613	2,391	3,121	1,704	1,354	1,900	1,662	1,486	0
	オス(許可(11～3月))	25	228	28	73	220	325	276	807	752	762	735	748	739	568	835	889	842	888
	メス(許可(11～3月))	66	213	15	30	303	714	501	1,382	1,371	1,450	1,075	1,084	921	555	963	1,057	1,101	1,194
	計	91	441	43	103	523	1,039	777	2,189	2,123	2,212	1,810	1,832	1,660	1,123	1,798	1,946	1,943	2,082
	オス(狩猟期計)	866	1,137	884	1,523	1,525	2,212	1,902	1,820	1,708	1,868	1,778	1,976	1,546	1,239	1,791	1,667	1,587	888
	メス(狩猟期計)	1,111	1,382	1,037	2,022	2,384	3,199	3,157	3,042	2,932	2,957	2,423	2,977	1,818	1,238	1,907	1,941	1,842	1,194
	計	1,977	2,519	1,921	3,545	3,909	5,411	5,059	4,862	4,640	4,825	4,201	4,953	3,364	2,477	3,698	3,608	3,429	2,082
	オス(許可(4～10月))	193	279	438	612	732	619	753	682	873	1,028	1,160	1,245	907	982	1,288	1,051	1,076	1,241
	メス(許可(4～10月))	513	537	1,018	1,018	1,290	1,275	1,392	1,487	1,718	1,842	1,745	1,996	1,555	1,517	1,690	1,372	1,548	1,650
	計	706	816	1,456	1,630	2,022	1,894	2,145	2,169	2,591	2,870	2,905	3,241	2,462	2,499	2,978	2,423	2,624	2,891
	オス(許可(計))	218	507	466	685	952	944	1,029	1,489	1,625	1,790	1,895	1,993	1,646	1,550	2,123	1,940	1,918	2,129
	メス(許可(計))	579	750	1,033	1,048	1,593	1,989	1,893	2,869	3,089	3,292	2,820	3,080	2,476	2,072	2,653	2,429	2,649	2,844
	メス比率	72.6%	59.7%	68.9%	60.5%	62.6%	67.8%	64.8%	65.8%	65.5%	64.8%	59.8%	60.7%	60.1%	57.2%	55.5%	55.6%	58.0%	57.2%
許可計	797	1,257	1,499	1,733	2,545	2,933	2,922	4,358	4,714	5,082	4,715	5,073	4,122	3,622	4,776	4,369	4,567	4,973	
オス(計)	1,059	1,416	1,322	2,135	2,257	2,831	2,655	2,502	2,581	2,896	2,938	3,221	2,453	2,221	3,079	2,718	2,663	2,129	
メス(計)	1,624	1,919	2,055	3,040	3,674	4,474	4,549	4,529	4,650	4,799	4,168	4,973	3,373	2,755	3,597	3,313	3,390	2,844	
メス比率	60.5%	57.5%	60.9%	58.7%	61.9%	61.2%	63.1%	64.4%	64.3%	62.4%	58.7%	60.7%	57.9%	55.4%	53.9%	54.9%	56.0%	57.2%	
空知計	2,683	3,335	3,377	5,175	5,931	7,305	7,204	7,031	7,231	7,695	7,106	8,194	5,826	4,976	6,676	6,031	6,053	4,973	
上川	オス(狩猟)	1,667	1,506	1,636	1,819	1,364	783	1,835	1,136	1,051	963	1,088	1,136	885	834	985	1,015	1,077	
	メス(狩猟)	1,894	1,463	1,836	2,306	1,806	3,008	2,960	1,918	1,707	1,306	1,984	1,579	1,105	967	1,188	1,132	1,226	
	メス比率	53.2%	49.3%	52.9%	55.9%	57.0%	79.3%	61.7%	62.8%	61.9%	57.6%	64.6%	58.2%	55.5%	53.7%	54.7%	52.7%	53.2%	-
	狩猟計	3,561	2,969	3,472	4,125	3,170	3,791	4,795	3,054	2,758	2,269	3,072	2,715	1,990	1,801	2,173	2,147	2,303	0
	オス(許可(11～3月))	67	36	47	11	618	379	613	878	1,029	693	645	875	1,128	788	1,306	1,287	1,511	1,161
	メス(許可(11～3月))	114	87	121	14	737	559	927	1,443	1,436	1,178	1,170	1,364	1,524	897	1,327	1,373	1,499	1,431
	計	181	123	168	25	1,355	938	1,540	2,321	2,465	1,871	1,815	2,239	2,652	1,685	2,633	2,660	3,010	2,592
	オス(狩猟期計)	1,734	1,542	1,683	1,830	1,982	1,162	2,448	2,014	2,080	1,656	1,733	2,011	2,013	1,622	2,291	2,302	2,588	1,161
	メス(狩猟期計)	2,008	1,550	1,957	2,320	2,543	3,567	3,887	3,361	3,143	2,484	3,154	2,943	2,629	1,864	2,515	2,505	2,725	1,431
	計	3,742	3,092	3,640	4,150	4,525	4,729	6,335	5,375	5,223	4,140	4,887	4,954	4,642	3,486	4,806	4,807	5,313	2,592
	オス(許可(4～10月))	730	1,062	1,049	1,226	1,549	1,948	1,727	1,715	1,168	1,447	1,488	1,629	1,132	1,536	1,791	1,835	1,914	1,835
	メス(許可(4～10月))	1,175	1,906	1,831	2,042	3,890	3,623	3,684	3,804	2,562	2,533	2,897	2,715	1,230	2,060	2,421	2,550	2,812	2,588
	計	1,905	2,968	2,880	3,268	5,439	5,571	5,411	5,519	3,730	3,980	4,385	4,344	2,362	3,596	4,212	4,385	4,726	4,423
	オス(許可(計))	797	1,098	1,096	1,237	2,167	2,327	2,340	2,593	2,197	2,140	2,133	2,504	2,260	2,324	3,097	3,122	3,425	2,996
	メス(許可(計))	1,289	1,993	1,952	2,056	4,627	4,182												

振興局		H18	H19	H20	H21	H22	H23	H24	H25	H26	H27	H28	H29	H30	R1	R2	R3	R4	R5
日高	オス(狩猟)	3,228	2,951	3,875	4,266	3,468	4,442	3,175	2,385	1,592	1,404	1,346	1,607	1,408	1,061	1,035	1,073	908	
	メス(狩猟)	4,434	3,597	4,897	6,640	5,871	5,938	4,541	3,011	2,399	1,639	1,655	2,297	1,416	1,130	1,124	1,366	1,034	
	メス比率	57.9%	54.9%	55.8%	60.9%	62.9%	57.2%	58.9%	55.8%	60.1%	53.9%	55.1%	58.8%	50.1%	51.6%	52.1%	56.0%	53.2%	-
	狩猟計	7,662	6,548	8,772	10,906	9,339	10,380	7,716	5,396	3,991	3,043	3,001	3,904	2,824	2,191	2,159	2,439	1,942	0
	オス(許可(11～3月))	58	172	105	0	273	372	1,273	2,227	4,195	2,328	2,115	2,629	2,808	2,504	3,387	5,772	3,694	3,589
	メス(許可(11～3月))	118	282	217	0	638	625	1,642	3,508	4,978	2,794	2,478	2,996	2,435	2,259	2,965	5,036	3,401	2,968
	計	176	454	322	0	911	997	2,915	5,735	9,173	5,122	4,593	5,625	5,243	4,763	6,352	10,808	7,095	6,557
	オス(狩猟期計)	3,286	3,123	3,980	4,266	3,741	4,814	4,448	4,612	5,787	3,732	3,461	4,236	4,216	3,565	4,422	6,845	4,602	3,589
	メス(狩猟期計)	4,552	3,879	5,114	6,640	6,509	6,563	6,183	6,519	7,377	4,433	4,133	5,293	3,851	3,389	4,089	6,402	4,435	2,968
	計	7,838	7,002	9,094	10,906	10,250	11,377	10,631	11,131	13,164	8,165	7,594	9,529	8,067	6,954	8,511	13,247	9,037	6,557
	オス(許可(4～10月))	1,696	1,616	2,019	2,354	3,160	4,834	5,052	4,384	3,378	4,268	4,161	5,400	4,100	4,316	4,658	5,300	4,915	5,380
	メス(許可(4～10月))	2,813	3,380	3,879	4,790	6,195	9,372	8,768	8,661	7,907	6,841	5,816	7,162	5,015	5,043	5,433	5,840	5,448	6,150
	計	4,509	4,996	5,898	7,144	9,355	14,206	13,820	13,045	11,285	11,109	9,977	12,562	9,115	9,359	10,091	11,140	10,363	11,530
	オス(許可(計))	1,754	1,788	2,124	2,354	3,433	5,206	6,325	6,611	7,573	6,596	6,276	8,029	6,908	6,820	8,045	11,072	8,609	9,969
	メス(許可(計))	2,931	3,662	4,096	4,790	6,833	9,997	10,410	12,169	12,885	9,635	8,294	10,158	7,450	7,302	8,398	10,876	8,849	9,118
	メス比率	62.6%	67.2%	65.9%	67.0%	66.6%	65.8%	62.2%	64.8%	63.0%	59.4%	56.9%	55.9%	51.9%	51.7%	51.1%	49.6%	50.7%	50.4%
	許可計	4,685	5,450	6,220	7,144	10,266	15,203	16,735	18,780	20,458	16,231	14,570	18,187	14,358	14,122	16,443	21,948	17,458	18,087
	オス(計)	4,982	4,739	5,999	6,620	6,901	9,648	9,500	8,996	9,165	8,000	7,622	9,636	8,316	7,881	9,080	12,145	9,517	8,969
	メス(計)	7,365	7,259	8,993	11,430	12,704	15,935	14,951	15,180	15,284	11,274	9,949	12,455	8,866	8,432	9,522	12,242	9,883	9,118
	メス比率	59.7%	60.5%	60.0%	63.3%	64.8%	62.3%	61.1%	62.8%	62.5%	58.5%	56.6%	56.4%	51.6%	51.7%	51.2%	50.2%	50.9%	50.4%
日高計	12,347	11,998	14,992	18,050	19,605	25,583	24,451	24,176	24,449	19,274	17,571	22,091	17,182	16,313	18,602	24,387	19,400	18,087	
中部地域 合計	オス(狩猟)	4,762	4,631	5,977	6,863	5,372	7,613	5,600	4,729	3,724	3,440	3,826	3,892	3,193	2,547	3,025	3,518	3,171	3,038
	メス(狩猟)	6,544	5,462	7,603	10,203	9,233	10,344	9,179	7,397	6,244	4,901	5,658	5,870	3,422	2,819	3,610	4,283	4,051	3,895
	メス比率	57.9%	54.1%	56.0%	59.8%	63.2%	57.6%	62.1%	61.0%	62.6%	58.8%	59.7%	60.1%	51.7%	52.5%	54.4%	54.9%	56.1%	56.2%
	狩猟計	11,306	10,093	13,580	17,066	14,605	17,957	14,779	12,126	9,968	8,341	9,484	9,762	6,615	5,366	6,635	7,801	7,222	6,933
	オス(許可(11～3月))	213	184	119	120	1,030	1,582	2,481	3,413	5,898	3,782	3,957	4,369	4,485	4,143	5,288	8,782	6,378	6,656
	メス(許可(11～3月))	289	292	221	92	1,536	2,626	3,252	5,374	7,523	4,694	4,518	4,715	3,926	3,886	4,731	7,956	6,207	6,390
	計	502	476	340	212	2,566	4,208	5,733	8,787	13,421	8,476	8,475	9,084	8,411	8,029	10,019	16,738	12,585	13,046
	オス(狩猟期計)	4,975	4,815	6,096	6,983	6,402	9,195	8,081	8,142	9,622	7,222	7,783	8,261	7,678	6,690	8,313	12,300	9,549	9,694
	メス(狩猟期計)	6,833	5,754	7,824	10,295	10,769	12,970	12,431	12,771	13,767	9,595	10,176	10,585	7,348	6,705	8,341	12,239	10,258	10,285
	計	11,808	10,569	13,920	17,278	17,171	22,165	20,512	20,913	23,389	16,817	17,959	18,846	15,026	13,395	16,654	24,539	19,807	19,979
	オス(許可(4～10月))	2,248	2,428	2,958	3,327	4,326	6,718	6,423	6,438	5,195	5,854	5,964	7,362	6,043	6,370	7,281	8,367	8,277	8,591
	メス(許可(4～10月))	3,827	4,494	5,247	6,356	8,069	11,830	11,029	12,475	11,021	9,304	8,500	10,115	7,460	7,489	8,533	9,474	9,125	10,529
	計	6,075	6,922	8,205	9,683	12,395	18,548	17,452	18,913	16,216	15,158	14,464	17,477	13,503	13,859	15,814	17,841	17,402	19,120
	オス(許可(計))	2,461	2,612	3,077	3,447	5,356	8,300	8,904	9,851	11,093	9,636	9,921	11,731	10,528	10,513	12,569	17,149	14,655	15,247
	メス(許可(計))	4,116	4,786	5,468	6,448	9,605	14,456	14,281	17,849	18,544	13,998	13,018	14,830	11,386	11,375	13,264	17,430	15,332	16,919
	メス比率	62.6%	64.7%	64.0%	65.2%	64.2%	63.5%	61.6%	64.4%	62.6%	59.2%	56.8%	55.8%	52.0%	52.0%	51.3%	50.4%	51.1%	52.6%
	許可計	6,577	7,398	8,545	9,895	14,961	22,756	23,185	27,700	29,637	23,634	22,939	26,561	21,914	21,888	25,833	34,579	29,987	32,166
	オス(計)	7,223	7,243	9,054	10,310	10,728	15,913	14,504	14,580	14,817	13,076	13,747	15,623	13,721	13,060	15,594	20,667	17,826	18,285
	メス(計)	10,660	10,248	13,071	16,651	18,838	24,800	23,460	25,246	24,788	18,899	18,676	20,700	14,808	14,194	16,874	21,713	19,383	20,814
	メス比率	59.6%	58.6%	59.1%	61.8%	63.7%	60.9%	61.8%	63.4%	62.6%	59.1%	57.6%	57.0%	51.9%	52.1%	52.0%	51.2%	52.1%	53.2%
中部地域計	17,883	17,491	22,125	26,961	29,566	40,713	37,964	39,826	39,605	31,975	32,423	36,323	28,529	27,254	32,468	42,380	37,209	39,099	
後志	オス(狩猟)	63	71	100	146	108	122	168	156	193	177	174	210	142	185	182	248	195	
	メス(狩猟)	24	61	57	91	118	55	183	142	158	160	167	178	103	111	196	416	207	
	メス比率	27.6%	46.2%	36.3%	38.4%	52.2%	31.1%	52.1%	47.7%	45.0%	47.5%	49.0%	45.9%	42.0%	37.5%	51.9%	62.7%	51.5%	-
	狩猟計	87	132	157	237	226	177	351	298	351	337	341	388	245	296	378	664	402	0
	オス(許可(11～3月))		0	0	1	11	46	77	50	160	163	165	156	191	169	359	461	414	639
	メス(許可(11～3月))		0	1	0	10	19	52	71	130	110	148	137	166	101	347	495	449	673
	計	0	0	1	1	21	65	129	121	290	273	313	293	357	270	706	956	863	1,312
	オス(狩猟期計)	63	71	100	147	119	168	245	206	353	340	339	366	333	354	541	709	609	639
	メス(狩猟期計)	24	61	58	91	128	74	235	213	288	270	315	315	269	212	543	911	656	673
	計	87	132	158	238	247	242	480	419	641	610	654	681	602	566	1,084	1,620	1,265	1,312
	オス(許可(4～10月))	4	4	15	13	41	31	29	43	70	100	108	176	198	380	620	628	688	846
	メス(許可(4～10月))	5	4	11	17	31	36	41	82	68	89	143	211	237	349	541	581	678	856
	計	9	8	26	30	72	67	70	125	138	189	251	387	435	729	1,161	1,209	1,366	1,702
	オス(許可(計))	4	4	15	14	52	77	106	93	230	263	273	332	389	549	979	1,089	1,102	1,485
	メス(許可(計))	5	4	12	17	41	55	93	153	198	199	291	348	403	450	888	1,076	1,127	1,529
	メス比率	55.6%	50.0%	44.4%	54.8%	44.1%	41.7%	46.7%	62.2%	46.3%	43.1%	51.6%	51.2%	50.9%	45.0%	47.6%	49.7%	50.6%	50.7%
	許可計	9	8	27	31	93	132	199	246	428	462	5							

振興局		H18	H19	H20	H21	H22	H23	H24	H25	H26	H27	H28	H29	H30	R1	R2	R3	R4	R5
渡島	オス(狩猟)	136	158	189	227	261	256	338	343	304	337	329	431	451	335	393	444	397	
	メス(狩猟)	128	187	220	266	278	397	387	412	306	389	455	601	548	485	578	704	592	
	メス比率	48.5%	54.2%	53.8%	54.0%	51.6%	60.8%	53.4%	54.6%	50.2%	53.6%	58.0%	58.2%	54.9%	59.1%	59.5%	61.3%	59.9%	-
	狩猟計	264	345	409	493	539	653	725	755	610	726	784	1,032	999	820	971	1,148	989	0
	オス(許可(11～3月))	2	0	3	5	16	44	19	51	52	55	98	126	154	123	232	217	261	220
	メス(許可(11～3月))	0	2	5	6	9	37	42	94	50	85	123	191	135	166	248	311	444	385
	計	2	2	8	11	25	81	61	145	102	140	221	317	289	289	480	528	705	605
	オス(狩猟期計)	138	158	192	232	277	300	357	394	356	392	427	557	605	458	625	661	658	220
	メス(狩猟期計)	128	189	225	272	287	434	429	506	356	474	578	792	683	651	826	1,015	1,036	385
	計	266	347	417	504	564	734	786	900	712	866	1,005	1,349	1,288	1,109	1,451	1,676	1,694	605
	オス(許可(4～10月))	14	13	23	18	87	124	119	163	130	231	245	335	343	371	474	617	696	476
	メス(許可(4～10月))	2	8	26	25	105	195	252	236	230	273	258	460	460	591	589	853	888	527
	計	16	21	49	43	192	319	371	399	360	504	503	795	803	962	1,063	1,470	1,584	1,003
	オス(許可(計))	16	13	26	23	103	168	138	214	182	286	343	461	497	494	706	834	957	696
	メス(許可(計))	2	10	31	31	114	232	294	330	280	358	381	651	595	757	837	1,164	1,332	912
	メス比率	11.1%	43.5%	54.4%	57.4%	52.5%	58.0%	68.1%	60.7%	60.6%	55.6%	52.6%	58.5%	54.5%	60.5%	54.2%	58.3%	58.2%	56.7%
	許可計	18	23	57	54	217	400	432	544	462	644	724	1,112	1,092	1,251	1,543	1,998	2,289	1,608
オス(計)	152	171	215	250	364	424	476	557	486	623	672	892	948	829	1,099	1,278	1,354	696	
メス(計)	130	197	251	297	392	629	681	742	586	747	836	1,252	1,143	1,242	1,415	1,868	1,924	912	
メス比率	46.1%	53.5%	53.9%	54.3%	51.9%	59.7%	58.9%	57.1%	54.7%	54.5%	55.4%	58.4%	54.7%	60.0%	56.3%	59.4%	58.7%	56.7%	
渡島計	282	368	466	547	756	1,053	1,157	1,299	1,072	1,370	1,508	2,144	2,091	2,071	2,514	3,146	3,278	1,608	
檜山	オス(狩猟)	13	9	23	22	32	33	45	43	53	50	38	65	42	40	54	70	57	
	メス(狩猟)	3	5	4	8	13	22	38	28	41	34	24	45	42	22	43	51	66	
	メス比率	18.8%	35.7%	14.8%	26.7%	28.9%	40.0%	45.8%	39.4%	43.6%	40.5%	38.7%	40.9%	50.0%	35.5%	44.3%	42.1%	53.7%	-
	狩猟計	16	14	27	30	45	55	83	71	94	84	62	110	84	62	97	121	123	0
	オス(許可(11～3月))	0	0	0	0	0	0	2	25	19	35	30	69	28	37	97	133	119	145
	メス(許可(11～3月))	0	0	0	0	0	1	0	17	16	23	23	58	28	17	76	92	96	100
	計	0	0	0	0	0	1	2	42	35	58	53	127	56	54	173	225	215	245
	オス(狩猟期計)	13	9	23	22	32	33	47	68	72	85	68	134	70	77	151	203	176	145
	メス(狩猟期計)	3	5	4	8	13	23	38	45	57	57	47	103	70	39	119	143	162	100
	計	16	14	27	30	45	56	85	113	129	142	115	237	140	116	270	346	338	245
	オス(許可(4～10月))	2	2	1	4	11	1	9	7	12	29	45	41	32	68	113	115	134	158
	メス(許可(4～10月))	1	0	0	0	1	2	4	13	16	19	26	35	34	55	99	86	131	184
	計	3	2	1	4	12	3	13	20	28	48	71	76	66	123	212	201	265	342
	オス(許可(計))	2	2	1	4	11	1	11	32	31	64	75	110	60	105	210	248	253	303
	メス(許可(計))	1	0	0	0	1	3	4	30	32	42	49	93	62	72	175	178	227	284
	メス比率	33.3%	0.0%	0.0%	0.0%	8.3%	75.0%	26.7%	48.4%	50.8%	39.6%	39.5%	45.8%	50.8%	40.7%	45.5%	41.8%	47.3%	48.4%
	許可計	3	2	1	4	12	4	15	62	63	106	124	203	122	177	385	426	480	587
オス(計)	15	11	24	26	43	34	56	75	84	114	113	175	102	145	264	318	310	303	
メス(計)	4	5	4	8	14	25	42	58	73	76	73	138	104	94	218	229	293	284	
メス比率	21.1%	31.3%	14.3%	23.5%	24.6%	42.4%	42.9%	43.6%	46.5%	40.0%	39.2%	44.1%	50.5%	39.3%	45.2%	41.9%	48.6%	48.4%	
檜山計	19	16	28	34	57	59	98	133	157	190	186	313	206	239	482	547	603	587	
南部地域 合計	オス(狩猟)	212	238	312	395	401	411	551	542	550	564	541	706	635	560	629	762	649	622
	メス(狩猟)	155	253	281	365	409	474	608	582	505	583	646	824	693	618	817	1,171	865	832
	メス比率	42.2%	51.5%	47.4%	48.0%	50.5%	53.6%	52.5%	51.8%	47.9%	50.8%	54.4%	53.9%	52.2%	52.5%	56.5%	60.6%	57.1%	57.2%
	狩猟計	367	491	593	760	810	885	1,159	1,124	1,055	1,147	1,187	1,530	1,328	1,178	1,446	1,933	1,514	1,454
	オス(許可(11～3月))	2	0	3	6	27	90	98	126	231	253	293	351	373	329	688	811	794	1,004
	メス(許可(11～3月))	0	2	6	6	19	57	94	182	196	218	294	386	329	284	671	898	989	1,158
	計	2	2	9	12	46	147	192	308	427	471	587	737	702	613	1,359	1,709	1,783	2,162
	オス(狩猟期計)	214	238	315	401	428	501	649	668	781	817	834	1,057	1,008	889	1,317	1,573	1,443	1,626
	メス(狩猟期計)	155	255	287	371	428	531	702	764	701	801	940	1,210	1,022	902	1,488	2,069	1,854	1,990
	計	369	493	602	772	856	1,032	1,351	1,432	1,482	1,618	1,774	2,267	2,030	1,791	2,805	3,642	3,297	3,616
	オス(許可(4～10月))	20	19	39	35	139	156	157	213	212	360	398	552	573	819	1,207	1,360	1,518	1,480
	メス(許可(4～10月))	8	12	37	42	137	233	297	331	314	381	427	706	731	995	1,229	1,520	1,697	1,567
	計	28	31	76	77	276	389	454	544	526	741	825	1,258	1,304	1,814	2,436	2,880	3,215	3,047
	オス(許可(計))	22	19	42	41	166	246	255	339	443	613	691	903	946	1,148	1,895	2,171	2,312	2,484
	メス(許可(計))	8	14	43	48	156	290	391	513	510	599	721	1,092	1,060	1,279	1,900	2,418	2,686	2,725
	メス比率	26.7%	42.4%	50.6%	53.9%	48.4%	54.1%	60.5%	60.2%	53.5%	49.4%	51.1%	54.7%	52.8%	52.7%	50.1%	52.7%	53.7%	52.3%
	許可計	30	33	85	89	322	536	646	852	953	1,212	1,412	1,995	2,006	2,427	3,795	4,589	4,998	5,209
オス(計)	234	257	354	436	567	657	806	881	993	1,177	1,232	1,609	1,581	1,708	2,524	2,933	2,961	3,106	
メス(計)	163	267	324	413	565	764	999	1,095	1,015	1,182	1,367	1,916	1,753	1,897	2,717	3,589	3,551	3,557	
メス比率	41.1%	51.0%	47.8%	48.6%	49.9%	53.8%	55.3%	55.4%	50.5%	50.1%	52.6%	54.4%	52.6%	52.6%	51.8%	55.0%	54.5%	53.4%	
南部地域計	397	524	678	849	1,132	1,421	1,805	1,976	2,008	2,359	2,599	3,525	3,334	3,605	5,241	6,522	6,512	6,663	
全道 合計	オス(狩猟)	18,783	18,916	22,605	24,650	21,699	28,157	26,890	18,281	17,692	16,772	16,545	17,566	16,225	13,848	15,151	15,830	16,072	15,399
	メス(狩猟)	23,321	23,197	26,976	35,124	33,581	40,090	42,381	27,514	26,204	22,212	22,090	22,308	16,076	13,725	17,180	18,288	18,324	17,619
	メス比率	55.4%	55.1%	54.4%	58.8%	60.7%	58.7%	61.2%	60.1%	59.7%	57.0%	57.2%	55.9%	49.8%	49.8%	53.1%	53.6%	53.3%	